

School Plan for Student Achievement (SPSA) Template

Instructions and requirements for completing the SPSA template may be found in the SPSA Template Instructions.

School Name	County-District-School (CDS) Code	Schoolsite Council (SSC) Approval Date	Local Board Approval Date
Conejo Valley High School	56737595630108	09/15/2021	

Purpose and Description

Briefly describe the purpose of this plan (Select from Schoolwide Program, Comprehensive Support and Improvement, Targeted Support and Improvement, or Additional Targeted Support and Improvement)

N/A

Briefly describe the school’s plan for effectively meeting the ESSA requirements in alignment with the Local Control and Accountability Plan and other federal, state, and local programs.

All schools within the CVUSD complete a Comprehensive Needs Assessment as part of the SPSA development process. Part of this needs assessment includes the analysis of California State Dashboard data as well as local assessment data including benchmark assessments, attendance data, survey data, and grade mark reports. In the spring of 2021, based on state guidelines, CVUSD elected to use local data to monitor student progress and inform SPSA plans and site goals. School sites will continue to include 2019-20 CASSPP data as an important reference, and they will also include the updated, local data from the 2020-21 school year.

The Comprehensive Needs Assessment and SPSA goals are developed in collaboration with school site stakeholder groups, including the School Site Council, with the goal of improving student outcomes, including addressing the needs of targeted student groups. These goals are aligned to the CVUSD LCAP and are consistent with the 8 State Priorities. During the course of the year, School Site Councils and other site stakeholder groups evaluate and monitor the implementation of the SPSA and progress towards accomplishing the goals.

Through participation in the comprehensive needs assessment Conejo Valley High School will gather information on the academic needs of students, particularly those who are at-risk of not graduating or failing to meet the state academic standards and four target factors identified by the Conejo Valley Unified School District's LCAP. The school site plan will include site specific goals and a description of the strategies to meet student needs. The plan will also clearly outline how the strategies will: provide opportunities for all students, including each student group, to meet graduation requirements and the state standards, strengthen the academic program, and support an

enriched curriculum and student support that addresses the needs of all students and provides a pathway to college and career opportunity.

Table of Contents

- SPSA Title Page 1
- Purpose and Description..... 1
- Table of Contents..... 3
- Comprehensive Needs Assessment Components 5
 - Data Analysis 5
 - Surveys 5
 - Classroom Observations 5
 - Analysis of Current Instructional Program..... 6
- Stakeholder Involvement 15
- Resource Inequities 15
- School and Student Performance Data 16
 - Student Enrollment..... 16
 - CAASPP Results..... 18
 - ELPAC Results 21
 - Student Population 23
 - Overall Performance 24
 - Academic Performance 25
 - Academic Engagement 32
 - Conditions & Climate..... 36
- Goals, Strategies, & Proposed Expenditures..... 39
 - Goal 1..... 39
 - Goal 2..... 47
 - Goal 3..... 53
 - Goal 4..... 58
 - Goal 5..... 63
 - Goal 6..... 70
- Budget Summary 71
 - Budget Summary 71
 - Other Federal, State, and Local Funds 71
- Budgeted Funds and Expenditures in this Plan 72
 - Funds Budgeted to the School by Funding Source..... 72
 - Expenditures by Funding Source 72
 - Expenditures by Budget Reference 72
 - Expenditures by Budget Reference and Funding Source 72
 - Expenditures by Goal..... 73
- School Site Council Membership 74

Recommendations and Assurances75

Instructions.....76

 Instructions: Linked Table of Contents.....76

 Purpose and Description.....77

 Stakeholder Involvement.....77

 Resource Inequities77

Goals, Strategies, Expenditures, & Annual Review78

 Annual Review79

 Budget Summary80

 Appendix A: Plan Requirements82

 Appendix B:.....85

 Appendix C: Select State and Federal Programs87

Comprehensive Needs Assessment Components

Data Analysis

Please refer to the School and Student Performance Data section where an analysis is provided.

Surveys

This section provides a description of surveys (i.e., Student, Parent, Teacher) used during the school-year, and a summary of results from the survey(s).

CVUSD conducts an annual LCAP Survey that is accessible through the district and each school's website. The LCAP Survey for 2020-21 reflects the following: Students in grades 4-5 (579), 7-8 (524), and 10-11 (336); certificated (420) and classified staff (221); as well as parents (3,211) participated in the survey. All students began the 2020-21 school year through "remote" virtual learning. A majority of students eventually returned to on-campus learning through morning and afternoon cohorts, while many others remained "remote" for the entire duration of the school year.

88% of parents saying their children enjoy coming to school

92% of parents report that the school creates a positive environment for learning

87% of parents report indicating that they are informed of their students' academic progress.

88% of parents report feeling comfortable on campus and participating in school events

87% of parents report that students' differences were treated with respect.

96% of students feel their teachers care about them

96% of elementary students said they knew who to go to at school if they have a problem;

64% of middle school students and 67% of high school students feel comfortable going to a counselor

89% of middle school students and 84% of high school students report that a counselor is available when needed.

94% of certificated staff know what to look for in students experiencing depression.

92% of certificated staff feel confident that they can meet their students' learning needs.

87% of certificated staff feel their school's climate fosters social emotional learning for students and staff.

81% of certificated staff feel students are engaged and motivated

98% of certificated staff feel capable of incorporating new material about people from different backgrounds into their curriculum.

The LCAP survey led to the adoption of district-wide goals as stated within this document. Unique to this past year, students parents and teachers have been surveyed at both the district and site level regarding the impact of Covid 19 and their preferences related to school reopening. Conejo Valley High School students and staff also participate in the California Healthy Kids Survey on a bi-annual basis. Overall, the surveys reveal that the overwhelming majority of students, staff and parents feel that CVHS is a safe and secure school and feel they are treated fairly by teachers and staff.

However the surveys also reveal that student academic motivation is low, truancy is relatively high and that many of our students are using alcohol or other drugs.

Classroom Observations

This section provides a description of types and frequency of classroom observations conducted during the school-year and a summary of findings.

CVUSD certificated personnel are observed over the course of the year as well as selected teachers receive an evaluation in the spring. Administrators meet with certificated and classified personnel to discuss observations, provide constructive feedback and to highlight areas of success.

CVUSD schools engage in both informal and formal classroom observations to provide feedback as well as guide instructional practices and professional learning. Following observations, administrators hold conferences with teachers to share reflections on the observations. Based on hire date, administrators conduct teacher evaluations including a key standards and elements conference based on the California Standards for the Teaching Profession (CSTP) within the first 60 days of school starting to set three goals. Progress on these goals is monitored both informally and formally throughout the year and culminates in a formal evaluation and conference. CVUSD continues to provide coaching and guidance with UDL practices in the classroom. Administrators also monitor and model best practices for considering Diversity, Equity, and Inclusion (DEI) in instructional planning and delivery. Teachers participating in the CVUSD Teacher Induction Program also meet regularly with support providers for goal-setting, observation, and reflection on alignment with the CSTP.

Informally, Principals along with Superintendent, Assistant Superintendent, and Instructional Services Directors regularly walk through classrooms to observe student learning and instruction.

Analysis of Current Instructional Program

The following statements are derived from the Elementary and Secondary Education Act (ESEA) of 1965 and Essential Program Components (EPCs). In conjunction with the needs assessments, these categories may be used to discuss and develop critical findings that characterize current instructional practice for numerically significant subgroups as well as individual students who are:

- Not meeting performance goals
- Meeting performance goals
- Exceeding performance goals

Discussion of each of these statements should result in succinct and focused findings based on verifiable facts. Avoid vague or general descriptions. Each successive school plan should examine the status of these findings and note progress made. Special consideration should be given to any practices, policies, or procedures found to be noncompliant through ongoing monitoring of categorical programs.

Standards, Assessment, and Accountability

Use of state and local assessments to modify instruction and improve student achievement (ESEA)

CVUSD students in grades 6-8 took a local assessment in language arts and math during the Spring semester. Students in grade 11 had the opportunity to take the CAASPP summative assessments in both language arts and math. Additionally, 11th and/or 12th grade students had the option to take the CAST exam in science. English Language Development assessments are also utilized to modify instruction and improve student achievement, including: English Language Proficiency Assessments for CA (ELPAC), the IPT to assess native language as well as English fluency, and curriculum-based unit and formative assessments.

Results from these assessments are used to inform instruction and establish schoolwide goals. Assessment data is analyzed by the site principal, leadership team, and School Site Council to engage in the continuous cycle of improvement. Local assessment data is also routinely analyzed through department/grade level Professional Learning Community (PLC) time. PLC's discuss local assessment alignment, student performance, best practices, and analyze student work, utilizing specific protocols and developing collective plans of action.

Assessment Data is analyzed by the faculty during common planning time, leadership team meetings, department meetings and faculty meetings. It is also reviewed and discussed at School Site Council Meetings and with district leadership. These discussions take place early in the fall and throughout the school year. This practice drives our goal setting, action plan and related expenditures outlined in our single school plan for student achievement. However, the relevance of data derived from CAASPP data for CVHS has been questioned by the faculty and our stakeholders due to high transiency rates and lack of effort by many students. CVHS stakeholders also review other data sets which we find relevant to our program including graduation rate, credit recovery, attendance, college and career readiness, suspension rates, LRE, RFEP and the Save Rate. In addition to these local data sets CVHS has identified an academic assessment tool that allowed us to more accurately evaluate our academic program and to provide targeted academic intervention for our students. Through a contract with the Northwest Evaluation Association (NWEA) CVHS implemented MAP (Measurement of Academic Progress) testing in February of 2018 . The MAP testing is administered twice each year. Once in the the early fall and once in the late spring. Students who enroll after the initial assessment are given the MAP at the time of enrollment..

Use of data to monitor student progress on curriculum-embedded assessments and modify instruction (EPC)

CVUSD will begin utilizing a new data management system, Mastery Connect, that allows staff to produce reports and analyze data for student strengths and weaknesses as well as item analysis for specific assessments. Teachers scan tests and answer documents that can then be accessed at the district and site level for evaluation of student achievement and performance. Performance data can be disaggregated and reported out by student groups, providing teachers with the opportunity to closely monitor the performance of targeted groups, including English Learners, Socio-economically Disadvantaged, Homeless, and Foster. The California Department of Education (CDE) provides a variety of data reports through their web site and DataQuest. This tool is used to produce data reports for our SPSA and upcoming WASC self-study.

Teachers will continue to use Canvas, our learning management system, to administer classroom assessments and monitor student progress.

Staffing and Professional Development

Status of meeting requirements for highly qualified staff (ESEA)

100% of CVUSD teachers are credentialed and properly assigned.

Sufficiency of credentialed teachers and teacher professional development (e.g., access to instructional materials training on SBE-adopted instructional materials) (EPC)

CVUSD teachers are provided three (3) pupil-free work days dedicated to professional learning. These days are led and organized by district and school site leadership. CVUSD Local Control Accountability Plan (LCAP) Goal 2 is to “ensure highly qualified and effective staff are provided with targeted professional development, and have an understanding that all job responsibilities are structured to support positive student outcomes.” Current LCAP actions/services focus on professional learning related to Universal Design for Learning (UDL), Diversity Equity & Inclusion practices, Professional Learning Communities (PLCs and Impact Teams), 1:1 Technology implementation, Core Literature, inclusive practices such as co-teaching, and other curriculum based professional learning opportunities.

CVUSD Elementary Teachers were provided with paid days in June and August 2021 for planning and implementation of the newly adopted ELA/ELD Program Wonders and the accompanying Wonder Works for Specialized Academic Instruction. Elementary Teachers also attended grade level professional Development for grade level pacing guides in ELA and Math, building connections in the elementary classroom, new assessments and record keeping, and updated standards-aligned report cards. Teachers in TK-2 were also able to be trained on ESGI for assessing and record keeping to inform instruction, as well provide families with tools to understand their student’s current progress toward standards.

From August 9-13, 2021, CVUSD teachers were provided with a range of optional, professional learning opportunities, including UDL, Social-emotional learning, Canvas, SeeSaw, trauma-informed classrooms, Math IXL, ESGI, Unique, DEI, Kami, social-emotional learning practices, and Special Education report writing. Additionally, secondary English teachers facilitated professional learning opportunities for colleagues, sharing curriculum and units built over the summer to provide continuity regarding diverse core literature titles.

On August 16th, certificated staff participated in a districtwide Professional Learning Day. Site leadership provided a professional development based on connecting DEI and UDL, specifically diving deeper into the UDL principle of providing multiple means of engagement and how it aligns with practices in DEI. In addition, teachers had an opportunity to view virtual lessons developed by CVUSD teachers that highlighted an engagement checkpoint. Teachers worked collaboratively in grade level or department teams to develop a UDL Action Plan, focused on identifying an academic and social-emotional strategy aligned to a UDL checkpoint to be implemented by the team between August 18th and November 1st.

This year, on-going professional learning will be provided by district office staff, including the district’s Teachers on Special Assignment for Educational Technology, GATE, Inclusion, VAPA, and Alternative Programs. This training will come in the form of weekly communications to all teachers, “virtual office hours”, opportunities for teachers to schedule appointments, and larger group training on specific topics.

The CVUSD Professional Learning Hub is also available for teachers to utilize asynchronously. The Hub includes professional learning resources on a variety of topics, including Wonders, Canvas, UDL, GATE, assessment, and student engagement strategies.

Alignment of staff development to content standards, assessed student performance, and professional needs (ESEA)

CVUSD's professional learning plan is rooted in addressing student performance for all students, including student groups, by best meeting the content standards. District-wide professional learning related to Universal Design For Learning (UDL) serves as the defined instructional framework across all grade-levels and content areas. While UDL implementation bolsters learning for all students, it does specifically target student groups, namely students with disabilities and English Learners, that have underperformed significantly in the past. UDL supports all students' access to learning rigorous content standards. In addition, CVUSD is committed to providing teachers with relevant training related to Diversity, Equity & Inclusion, curriculum adoptions, content standards, technology, data management, and social-emotional learning. CVUSD provides a new teacher Induction Program based on the California Standards For The Teaching Profession for all teachers with California Preliminary Teaching Credentials.

Provide required professional learning for all secondary teachers in August 2021 on LGBTQ+ students through a consistent module of training provided by school site colleagues

Administrators engage in professional development related to DEI, UDL, PLCs, Restorative Justice, and trauma informed care to lead sites using inclusive and supportive practices with students and families.

Additionally, English Learner and GATE Facilitators at each school site receive monthly professional development on meeting the needs of English Learners and GATE students. These sessions include access to activities, resources and strategies. These Facilitators present their resources and strategies at their recurring school site faculty meetings. Teacher representatives serve on CVUSD committees including subject area SCACs, MTSS, SEL, LGBTQ+, Core Literature, report cards, curriculum and assessment, and technology.

Ongoing instructional assistance and support for teachers (e.g., use of content experts and instructional coaches) (EPC)

CVUSD provides a system of instructional assistance and support for teachers. CVUSD leads its own accredited New Teacher Induction program by utilizing Teachers on Special Assignment (TOSA) to support teachers with preliminary teaching credentials. A host of other TOSAs in the district provide focused support in the following areas: Assistive Technology, Inclusion, Educational Technology, Professional Learning, Visual and Performing Arts, and GATE. The TOSAs provide ongoing professional development and consultation to teachers, as well as conducting a number of district-level tasks that serve target student groups.

Teacher collaboration by grade level (kindergarten through grade eight [K–8]) and department (grades nine through twelve) (EPC)

CVUSD schools engage in Professional Learning Community (PLC) practices on a regular basis. Grade-level or departments meet regularly for common planning time. All principals and numerous teacher teams across CVUSD have been provided formal training on PLCs. This time is used for a number of purposes: developing common assessment, curriculum development, identifying essential standards, assessing student work, and developing collective action that responds to student performance data. Through PLCs, teachers collaborate to focus on implementing the school site and district focus areas of Universal Design for Learning, Diversity, Equity, and Inclusion, and social-emotional learning.

Teaching and Learning

Alignment of curriculum, instruction, and materials to content and performance standards (ESEA)

CVUSD uses state-approved instructional materials in all subject areas. Each content area and grade level has a fully articulated course of study that designates the pacing and alignment of curriculum to the state standards. Teachers and administrators regularly ensure horizontal and vertical alignment of standards-based curriculum and instruction through quarterly content Articulation Meetings. SBAC interim assessments in ELA and Math are used in grades 6-8 & 11 to provide alignment to state standards and monitor student progress.

Adherence to recommended instructional minutes for reading/language arts and mathematics (K–8) (EPC)

CVUSD teachers adhere to Board-approved instructional minutes for all subject areas.

Note that Conejo Valley High School exceeds the required CDE minutes for a continuation high school.

Lesson pacing schedule (K–8) and master schedule flexibility for sufficient numbers of intervention courses (EPC)

CVUSD Secondary departments use curriculum pacing and formative assessments to monitor student progress and calibrate learning practices. Secondary schools are provided additional section allocation for reading and math intervention and class size reduction. Oasis and other guided studies courses are added to the master schedule to provide students with academic support and to address learning gaps. Additionally, the Newcomer Academy has been instituted at Newbury Park High School to serve and support our English Learner population who are new to the country.

The CVHS master schedule is built around our students to meet their credit recovery and academic intervention needs. The district has supported this process by staffing the site at an 22-1 student to teacher ratio.

Availability of standards-based instructional materials appropriate to all student groups (ESEA)

All CVUSD students have access to appropriate California State approved curriculum in all content areas. Students in special education use the same state adopted materials that are used in the general education classrooms as well as supplemental materials and out of level when needed and designated in a student's IEP. English Learners receive instruction in content areas using standards-based instructional materials for designated and integrated teaching of the ELD standards.

Use of SBE-adopted and standards-aligned instructional materials, including intervention materials, and for high school students, access to standards-aligned core courses (EPC)

All CVUSD classroom curriculum is Board approved in all subject areas. During this process, teachers review and pilot materials to evaluate them based on our local needs and their alignment to state standards. Intervention materials from the adopted curricula are utilized for students requiring additional support, along with additional research-based, state standards-aligned digital and print materials. Teachers receive training in the implementation of these materials with fidelity.

CVUSD teachers and schools employ Tier 2 interventions, in addition to Tier 1 instruction, for students who demonstrate a need for additional support. These intervention materials are aligned to the state standards. English learners are provided with intervention programs, including Smarty Ants, Imagine Learning, and Achieve 3000 designed for English Learners and EL instructional strategies for elementary and middle school students. Students with disabilities use various online programs (eg. Seesaw, Boom Cards, UNIQUE) to determine which one provides for the highest level of student engagement and access

Guided Studies classes are provided at the middle school level to support students in ELA and Math. At the high school level, various intervention strategies are implemented for students including academic academies, IXL Math and Oasis classes for academic support in ELA, math and other content areas. An online tutoring program has also been created for peer tutoring in various academic areas.

Opportunity and Equal Educational Access

Services provided by the regular program that enable underperforming students to meet standards (ESEA)

CVUSD teachers employ a range of instructional strategies to engage all students in meeting the California State Standards. District and school site staff regularly review, analyze, and develop actions based on data for “overall” student performance but also by the achievement of all student groups (e.g. students w/ disabilities, English Learners, socio-economically disadvantaged students, homeless students, foster students, gifted and talented students, as well as by student ethnicity groups). Every secondary school employs forms of Professional Learning Communities (PLCs) to engage in on-going steps to support underperforming students in the regular program. CVUSD’s LCAP Goal 1 provides secondary schools with funding to provide targeted academic intervention for any underperforming student before, during, or after-school.

Appropriate interventions are available to all CVHS students. The faculty holds ACTIVE meetings twice per month to discuss struggling students and to identify appropriate interventions that will help the students meet academic standards. The school counselor and administration regularly intervene with assistance and communication with families. Student Study Team Meetings are called regularly when a more formal and concentrated intervention is needed. Students are also referred to the district’s Breakthrough Assistance Program when the family or school personnel recognizes behaviors or circumstances that put the student severely at risk.

Evidence-based educational practices to raise student achievement

The following research-based educational practices are utilized: MTSS, PLC’s, Universal Design for Learning, Designated and Integrated ELD, differentiated instruction, Webb’s Depth of Knowledge, guided reading, academic language instruction, formative assessment, co-constructed rubrics, corrective feedback, learning goals, check for understanding, student investigations, inquiry-based learning, and cooperative learning.

Parental Engagement

Resources available from family, school, district, and community to assist under-achieving students (ESEA)

Site Bilingual Facilitators School Social Workers, and Title 1 Outreach Assistants provide support to parents/families to support student engagement. They provide training and support related to Canvas, Zoom, and Seesaw for families. In addition, they support families in creating a successful home learning environment, as well as trauma and mental health resources. Parent English as a Second Language classes are offered during the school year through Title 1 Outreach. Student Support Services department provides ongoing parent webinars to connect parents to school and to understand developing programs.

A CVUSD team reached out to all families experiencing homelessness in the month of August, prior to the start of school. The purpose of the outreach was to determine if the students had devices, access to wifi/hotspots, school supplies, clothing/toiletries, etc. This personal outreach was also intended to share the name and contact information of their student's school site foster and homeless liaison.

In September, the District foster and homeless liaison reached out to each foster and homeless student/family to check on attendance and engagement in the early weeks of the school year. The District liaison serves as a connection to community agencies that are able to provide additional support in the areas of temporary housing, rent assistance, and free meals. The District liaison personally connects families to the community agencies in the area of need. Throughout the school year, the school site foster and homeless liaisons will connect with foster and homeless students/families every two weeks to assess attendance, engagement, general well-being, and any change in needs.

Involvement of parents, community representatives, classroom teachers, other school personnel, and students in secondary schools, in the planning, implementation, and evaluation of ConApp programs (5 California Code of Regulations 3932)

Conejo Valley High School has an active School Site Council (SSC). This leadership body help set the goals of the school and actively work to increase parent involvement on campus. SSC oversees the creation, implementation, and evaluation of Conejo Valley High School's SPSA during their regularly-scheduled meetings, all of which are open to the public. Parents have many involvement opportunities and representation through School Site Council (SSC) and with Parent Education classes facilitated by our Outreach Assistant and community partnerships. Parents are also encouraged to volunteer at school and attend events. Our Special Education District Advisory Council (SEDAC) representatives offer involvement and connection opportunities for parents. Conejo Valley High School's parent DAC, GATE-DAC, and DELAC representatives participate in district-level meetings and report back to the SSC, enriching our district-site level communication.

In addition to the feedback CVHS receives from the SSC, input from the Student Senate, the faculty, and school leadership is valued in creating school goals and allocation of fiscal resources tied to ConApp Programs.

Funding

Services provided by categorical funds that enable underperforming students to meet standards (ESEA)

Categorical Funds in CVUSD:

EIA funds are used to provide additional support and technology in the classroom.

EEF funds are used to provide professional development opportunities for teachers. ELAC has approved the use of these funds.

LCFF monies are all tied to LCAP goals and approved by our leadership team and school site council.

See goals and budget pages as part of SPSA.

Fiscal support (EPC)

The site receives federal funding in the form of EIA and EE.. All fiscal decisions are constructed through ELAC and EL team meetings. All other funds come from LCFF. See goals and budget pages as part of SPSA.

Stakeholder Involvement

How, when, and with whom did the school consult as part of the planning process for this SPSA/Annual Review and Update?

Involvement Process for the SPSA and Annual Review and Update

Progress toward SPSA 2020-21 goals, relevant student data, LCAP alignment and goals for 2021-22 were reviewed and discussed with the School Site Council on April 21 and May 19, 2021. Goals for 21-22 were reviewed and the initial draft of the SPSA was presented and discussed at the SSC on August 25, 2021. On September 15, 2021, the full plan was presented and approved by the SSC. Additionally, the faculty dedicated Common Planning Time to evaluate data and to discussion of potential revision and updates to our goals and actions. Faculty, Department and Leadership Team meetings held in April, May and September 2021 also dedicated time for the same purpose.

Resource Inequities

Briefly identify and describe any resource inequities identified as a result of the required needs assessment, as applicable.

N/A

School and Student Performance Data

Student Enrollment Enrollment By Student Group

Student Enrollment by Subgroup						
Student Group	Percent of Enrollment			Number of Students		
	18-19	19-20	20-21	18-19	19-20	20-21
American Indian	%	0%	%		0	
African American	6.86%	3.92%	2.1%	7	4	2
Asian	%	4.9%	2.1%		5	2
Filipino	1.96%	1.96%	2.1%	2	2	2
Hispanic/Latino	49.02%	59.8%	66.7%	50	61	64
Pacific Islander	0.98%	0.98%	1.0%	1	1	1
White	38.24%	28.43%	25.0%	39	29	24
Two or More Responses	2.94%	0%	1.0%	3	0	1
Not Reported	%	0%	%		0	
Total Enrollment				102	102	96

Student Enrollment Enrollment By Grade Level

Student Enrollment by Grade Level			
Grade	Number of Students		
	18-19	19-20	20-21
Grade 9		8	2
Grade 10	2	36	17
Grade 11	36	38	53
Grade 12	64	20	24
Total Enrollment	102	102	96

Conclusions based on this data:

1. Hispanic/Latino enrollment has steadily increased for the past three years. CVHS has a significantly higher percentage of Hispanic/Latino students than the overall district enrollment percentage at the high school level.
2. Grade level discrepancy between 2018-19 and the two following years is primarily due to a new practice of identifying student grade level by the amount of credits earned.

School and Student Performance Data

Student Enrollment English Learner (EL) Enrollment

English Learner (EL) Enrollment						
Student Group	Number of Students			Percent of Students		
	18-19	19-20	20-21	18-19	19-20	20-21
English Learners	4	7	4	3.9%	6.9%	4.2%
Fluent English Proficient (FEP)	36	47	47	35.3%	46.1%	49.0%
Reclassified Fluent English Proficient (RFEP)	3	0	2	37.5%	0.0%	28.6%

Conclusions based on this data:

1. Our Fluent English Proficient (FEP) enrollment percentage has continued to grow over the past three school years.
2. Our Reclassified Fluent English Proficient (RFEP) increased over the past year and approached the percentage from 2018-19.

School and Student Performance Data

CAASPP Results English Language Arts/Literacy (All Students)

Overall Participation for All Students												
Grade Level	# of Students Enrolled			# of Students Tested			# of Students with			% of Enrolled Students		
	18-19	19-20	20-21	18-19	19-20	20-21	18-19	19-20	20-21	18-19	19-20	20-21
Grade 11	50			40			40			80		
All	50			40			40			80		

* The “% of Enrolled Students Tested” showing in this table is not the same as “Participation Rate” for federal accountability

Overall Achievement for All Students															
Grade Level	Mean Scale Score			% Standard			% Standard Met			% Standard Nearly			% Standard Not		
	18-19	19-20	20-21	18-19	19-20	20-21	18-19	19-20	20-21	18-19	19-20	20-21	18-19	19-20	20-21
Grade 11	2497.			7.50			12.50			35.00			45.00		
All Grades	N/A	N/A	N/A	7.50			12.50			35.00			45.00		

Reading Demonstrating understanding of literary and non-fictional texts										
Grade Level	% Above Standard			% At or Near Standard			% Below Standard			
	18-19	19-20	20-21	18-19	19-20	20-21	18-19	19-20	20-21	
Grade 11	10.00			37.50			52.50			
All Grades	10.00			37.50			52.50			

Writing Producing clear and purposeful writing									
Grade Level	% Above Standard			% At or Near Standard			% Below Standard		
	18-19	19-20	20-21	18-19	19-20	20-21	18-19	19-20	20-21
Grade 11	5.00			40.00			55.00		
All Grades	5.00			40.00			55.00		

Listening Demonstrating effective communication skills									
Grade Level	% Above Standard			% At or Near Standard			% Below Standard		
	18-19	19-20	20-21	18-19	19-20	20-21	18-19	19-20	20-21
Grade 11	10.00			60.00			30.00		
All Grades	10.00			60.00			30.00		

Research/Inquiry Investigating, analyzing, and presenting information									
Grade Level	% Above Standard			% At or Near Standard			% Below Standard		
	18-19	19-20	20-21	18-19	19-20	20-21	18-19	19-20	20-21
Grade 11	7.50			42.50			50.00		
All Grades	7.50			42.50			50.00		

Conclusions based on this data:

1. Note: We do not have updated results for the CAASPP as the test was not administered by the state in 2019-20 and are waiting for results from 2020-21.
2. ELA performance on testing and in the classroom continues to be an area of concern for CVHS.

School and Student Performance Data

CAASPP Results Mathematics (All Students)

Overall Participation for All Students												
Grade Level	# of Students Enrolled			# of Students Tested			# of Students with			% of Enrolled Students		
	18-19	19-20	20-21	18-19	19-20	20-21	18-19	19-20	20-21	18-19	19-20	20-21
Grade 11	50			39			39			78		
All	50			39			39			78		

* The “% of Enrolled Students Tested” showing in this table is not the same as “Participation Rate” for federal accountability purposes.

Overall Achievement for All Students															
Grade Level	Mean Scale Score			% Standard			% Standard Met			% Standard Nearly			% Standard Not		
	18-19	19-20	20-21	18-19	19-20	20-21	18-19	19-20	20-21	18-19	19-20	20-21	18-19	19-20	20-21
Grade 11	2452.			0.00			0.00			15.38			84.62		
All Grades	N/A	N/A	N/A	0.00			0.00			15.38			84.62		

Concepts & Procedures Applying mathematical concepts and procedures									
Grade Level	% Above Standard			% At or Near Standard			% Below Standard		
	18-19	19-20	20-21	18-19	19-20	20-21	18-19	19-20	20-21
Grade 11	0.00			10.26			89.74		
All Grades	0.00			10.26			89.74		

Problem Solving & Modeling/Data Analysis Using appropriate tools and strategies to solve real world and mathematical problems									
Grade Level	% Above Standard			% At or Near Standard			% Below Standard		
	18-19	19-20	20-21	18-19	19-20	20-21	18-19	19-20	20-21
Grade 11	0.00			35.90			64.10		
All Grades	0.00			35.90			64.10		

Communicating Reasoning Demonstrating ability to support mathematical conclusions									
Grade Level	% Above Standard			% At or Near Standard			% Below Standard		
	18-19	19-20	20-21	18-19	19-20	20-21	18-19	19-20	20-21
Grade 11	0.00			41.03			58.97		
All Grades	0.00			41.03			58.97		

Conclusions based on this data:

- Note: We do not have updated results for the CAASPP as the test was not administered by the state in 2019-20 and are waiting for results from 2020-21..
- Math performance on testing and in the classroom continues to be an area of concern for CVHS.

School and Student Performance Data

ELPAC Results

2017-18 Summative Assessment Data Number of Students and Mean Scale Scores for All Students				
Grade Level	Overall	Oral Language	Written Language	Number of Students Tested
Grade 10	*	*	*	*
Grade 11	*	*	*	*
Grade 12	*	*	*	*
All Grades				*

Overall Language Number and Percentage of Students at Each Performance Level for All Students									
Grade Level	Level 4		Level 3		Level 2		Level 1		Total Number of Students
	#	%	#	%	#	%	#	%	
Grade 10					*	*			*
Grade 11	*	*	*	*	*	*			*
Grade 12	*	*	*	*			*	*	*
All Grades	*	*	*	*	*	*	*	*	*

Oral Language Number and Percentage of Students at Each Performance Level for All Students									
Grade Level	Level 4		Level 3		Level 2		Level 1		Total Number of Students
	#	%	#	%	#	%	#	%	
Grade 10					*	*			*
Grade 11	*	*	*	*	*	*			*
Grade 12	*	*			*	*			*
All Grades	*	*	*	*	*	*			*

Written Language Number and Percentage of Students at Each Performance Level for All Students									
Grade Level	Level 4		Level 3		Level 2		Level 1		Total Number of Students
	#	%	#	%	#	%	#	%	
Grade 10					*	*			*
Grade 11	*	*	*	*			*	*	*
Grade 12			*	*	*	*	*	*	*
All Grades	*	*	*	*	*	*	*	*	*

Listening Domain Number and Percentage of Students by Domain Performance Level for All Students							
Grade Level	Well Developed		Somewhat/Moderately		Beginning		Total Number of Students
Grade 10					*	*	*
Grade 11	*	*	*	*			*
Grade 12	*	*			*	*	*
All Grades	*	*	*	*	*	*	*

Speaking Domain Number and Percentage of Students by Domain Performance Level for All Students							
Grade Level	Well Developed		Somewhat/Moderately		Beginning		Total Number of Students
Grade 10	*	*					*
Grade 11	*	*	*	*			*
Grade 12	*	*	*	*			*
All Grades	*	*	*	*			*

Reading Domain Number and Percentage of Students by Domain Performance Level for All Students							
Grade Level	Well Developed		Somewhat/Moderately		Beginning		Total Number of Students
Grade 10					*	*	*
Grade 11	*	*	*	*	*	*	*
Grade 12			*	*	*	*	*
All Grades	*	*	*	*	*	*	*

Writing Domain Number and Percentage of Students by Domain Performance Level for All Students							
Grade Level	Well Developed		Somewhat/Moderately		Beginning		Total Number of Students
Grade 10	*	*					*
Grade 11	*	*	*	*			*
Grade 12			*	*			*
All Grades	*	*	*	*			*

Conclusions based on this data:

1. No data was provided by the state as CVHS does not have the necessary number of EL or RFEP to provide statistically relevant data.

School and Student Performance Data

Student Population

Due to the COVID-19 pandemic, state law has suspended the reporting of state and local indicators on the 2020 Dashboard. However, available data that would have been included in the Dashboard are reported on the Department's web site if they were determined to be valid and reliable. Information regarding the reporting status of data is available at [COVID-19 and Data Reporting](#).

This section provides information about the school's student population.

2019-20 Student Population			
Total Enrollment	Socioeconomically Disadvantaged	English Learners	Foster Youth
102	69.6	6.9	1.0
This is the total number of students enrolled.	This is the percent of students who are eligible for free or reduced priced meals; or have parents/guardians who did not receive a high school diploma.	This is the percent of students who are learning to communicate effectively in English, typically requiring instruction in both the English Language and in their academic courses.	This is the percent of students whose well-being is the responsibility of a court.

2019-20 Enrollment for All Students/Student Group		
Student Group	Total	Percentage
English Learners	7	6.9
Foster Youth	1	1.0
Homeless	5	4.9
Socioeconomically Disadvantaged	71	69.6
Students with Disabilities	12	11.8

Enrollment by Race/Ethnicity		
Student Group	Total	Percentage
African American	4	3.9
Asian	5	4.9
Filipino	2	2.0
Hispanic	61	59.8
Pacific Islander	1	1.0
White	29	28.4

Conclusions based on this data:






1. The CVHS enrollment for socioeconomically disadvantaged students 2019-20 remains disproportionate to the overall CVUSD enrollment percentage of socioeconomically disadvantaged students.
2. In 2019-20 Students with disabilities represented 11.8% of our student population.
3. Our Hispanic population remains our majority enrollment by ethnicity. While not included in the data above our Hispanic enrollment grew to 66.7% in 2020-21.

School and Student Performance Data

Overall Performance

The data provided below is from the 2019 Fall California School Dashboard. Due to the COVID-19 pandemic, state law has suspended the reporting of state and local indicators on the 2020 Dashboard. However, available data that would have been included in the Dashboard are reported on the Department's web site if they were determined to be valid and reliable. Information regarding the reporting status of data is available at [COVID-19 and Data Reporting](#).

2019 Fall Dashboard Overall Performance for All Students

Academic Performance	Academic Engagement	Conditions & Climate
English Language Arts  No Performance Color	Graduation Rate  Blue	Suspension Rate  Yellow
Mathematics  No Performance Color		
College/Career  Red		

Conclusions based on this data:

1. Note that the data above is not current as the Dashboard has not been updated. The following conclusions are based on the Fall 2019 Dashboard, but we believe current data would reflect similar results.
2. Our College and Career Readiness numbers reflect the low numbers of students meeting a-g requirements or completing a career pathway.
3. Our graduation rate was 94% which is very high when compared to continuation high schools with similar demographics.

School and Student Performance Data

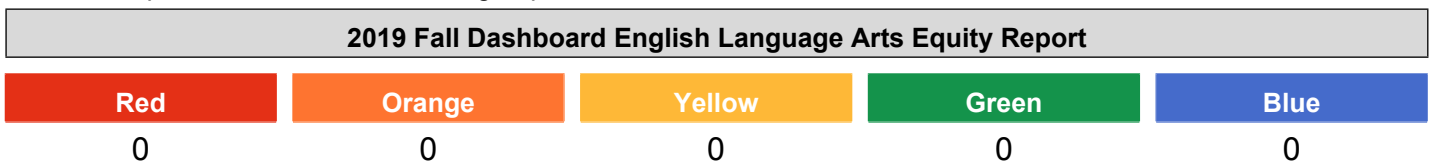
Academic Performance English Language Arts

The data provided below is from the 2019 Fall California School Dashboard. Due to the COVID-19 pandemic, state law has suspended the reporting of state and local indicators on the 2020 Dashboard. However, available data that would have been included in the Dashboard are reported on the Department's web site if they were determined to be valid and reliable. Information regarding the reporting status of data is available at [COVID-19 and Data Reporting](#).

The performance levels are color-coded and range from lowest-to-highest performance in the following order:











This section provides number of student groups in each color.



This section provides a view of Student Assessment Results and other aspects of this school's performance, specifically how well students are meeting grade-level standards on the English Language Arts assessment. This measure is based on student performance on the Smarter Balanced Summative Assessment, which is taken annually by students in grades 3–8 and grade 11.

2019 Fall Dashboard English Language Arts Performance for All Students/Student Group		
<p>All Students</p> <p>No Performance Color</p> <p>97.5 points below standard</p> <p>Increased ++5.6 points</p> <p>21</p>	<p>English Learners</p> <p>No Performance Color</p> <p>Less than 11 Students - Data Not Displayed for Privacy</p> <p>5</p>	<p>Foster Youth</p> <p>No Performance Color</p> <p>0 Students</p>
<p>Homeless</p> <p>No Performance Color</p> <p>Less than 11 Students - Data Not Displayed for Privacy</p> <p>2</p>	<p>Socioeconomically Disadvantaged</p> <p>No Performance Color</p> <p>110.4 points below standard</p> <p>Increased ++5.5 points</p> <p>16</p>	<p>Students with Disabilities</p> <p>No Performance Color</p> <p>Less than 11 Students - Data Not Displayed for Privacy</p> <p>2</p>

2019 Fall Dashboard English Language Arts Performance by Race/Ethnicity

African American	American Indian	Asian	Filipino
 No Performance Color Less than 11 Students - Data Not Displayed for Privacy 1	 No Performance Color 0 Students	 No Performance Color 0 Students	 No Performance Color 0 Students
Hispanic	Two or More Races	Pacific Islander	White
 No Performance Color 96.7 points below standard Increased Significantly ++35.0 points 15	 No Performance Color Less than 11 Students - Data Not Displayed for Privacy 1	 No Performance Color 0 Students	 No Performance Color Less than 11 Students - Data Not Displayed for Privacy 4

This section provides a view of Student Assessment Results and other aspects of this school's performance, specifically how well students are meeting grade-level standards on the English Language Arts assessment. This measure is based on student performance on the Smarter Balanced Summative Assessment, which is taken annually by students in grades 3–8 and grade 11.

2019 Fall Dashboard English Language Arts Data Comparisons for English Learners

Current English Learner	Reclassified English Learners	English Only
0 Students	Less than 11 Students - Data Not Displayed for Privacy 5	Less than 11 Students - Data Not Displayed for Privacy 10

Conclusions based on this data:

1. Since the CAASPP was not administered in 2019-20 and we do not have data at this time for 2020-21 results and conclusions are based on 2018-19 data.
2. Several of our subgroups did not have a sufficient number of scores to be considered statistically relevant. Thus no group increase or decrease is reported.
3. Overall our students continue to perform below standard. However, all subgroups who had more than 11 scores reflected an increase in scores.

School and Student Performance Data

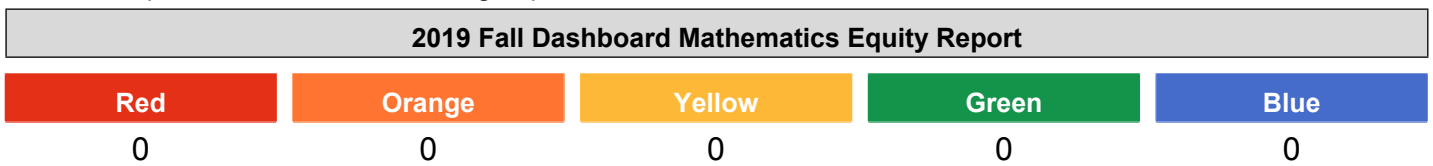
Academic Performance Mathematics

The data provided below is from the 2019 Fall California School Dashboard. Due to the COVID-19 pandemic, state law has suspended the reporting of state and local indicators on the 2020 Dashboard. However, available data that would have been included in the Dashboard are reported on the Department's web site if they were determined to be valid and reliable. Information regarding the reporting status of data is available at [COVID-19 and Data Reporting](#).

The performance levels are color-coded and range from lowest-to-highest performance in the following order:







This section provides number of student groups in each color.



This section provides a view of Student Assessment Results and other aspects of this school's performance, specifically how well students are meeting grade-level standards on the Mathematics assessment. This measure is based on student performance on the Smarter Balanced Summative Assessment, which is taken annually by students in grades 3–8 and grade 11.

2019 Fall Dashboard Mathematics Performance for All Students/Student Group		
All Students	English Learners	Foster Youth
 No Performance Color 196.3 points below standard Increased ++8.8 points 21	 No Performance Color Less than 11 Students - Data Not Displayed for Privacy 5	
Homeless	Socioeconomically Disadvantaged	Students with Disabilities
 No Performance Color Less than 11 Students - Data Not Displayed for Privacy 2	 No Performance Color 200.4 points below standard Maintained ++0.5 points 16	 No Performance Color Less than 11 Students - Data Not Displayed for Privacy 2

2019 Fall Dashboard Mathematics Performance by Race/Ethnicity

African American	American Indian	Asian	Filipino
 No Performance Color Less than 11 Students - Data Not Displayed for Privacy 1			
Hispanic	Two or More Races	Pacific Islander	White
 No Performance Color 203.2 points below standard Increased ++9.3 points 15	 No Performance Color Less than 11 Students - Data Not Displayed for Privacy 1		 No Performance Color Less than 11 Students - Data Not Displayed for Privacy 4

This section provides a view of Student Assessment Results and other aspects of this school's performance, specifically how well students are meeting grade-level standards on the Mathematics assessment. This measure is based on student performance on the Smarter Balanced Summative Assessment, which is taken annually by students in grades 3–8 and grade 11.

2019 Fall Dashboard Mathematics Data Comparisons for English Learners

Current English Learner	Reclassified English Learners	English Only
	Less than 11 Students - Data Not Displayed for Privacy 5	Less than 11 Students - Data Not Displayed for Privacy 10

Conclusions based on this data:

1. Since the CAASPP was not administered in 2019-20 and we do not have data at this time for 2020-21 results and conclusions are based on 2018-19 data.
2. Several of our subgroups did not have a sufficient number of scores to be considered statistically relevant. Thus no group increase or decrease is reported.
3. Overall our students continue to perform below standard. However, all subgroups who had more than 11 scores reflected an increase in scores.

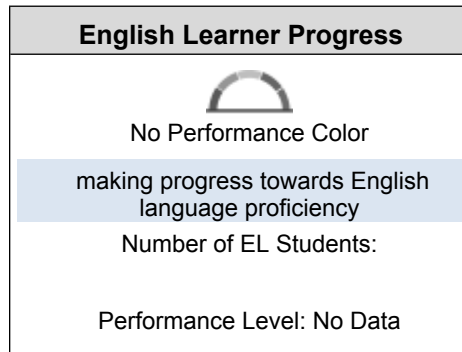
School and Student Performance Data

Academic Performance English Learner Progress

The data provided below is from the 2019 Fall California School Dashboard. Due to the COVID-19 pandemic, state law has suspended the reporting of state and local indicators on the 2020 Dashboard. However, available data that would have been included in the Dashboard are reported on the Department's web site if they were determined to be valid and reliable. Information regarding the reporting status of data is available at [COVID-19 and Data Reporting](#).


This section provides a view of the percentage of current EL students making progress towards English language proficiency or maintaining the highest level.

2019 Fall Dashboard English Learner Progress Indicator



This section provides a view of the percentage of current EL students who progressed at least one ELPI level, maintained ELPI level 4, maintained lower ELPI levels (i.e, levels 1, 2L, 2H, 3L, or 3H), or decreased at least one ELPI Level.

2019 Fall Dashboard Student English Language Acquisition Results



Conclusions based on this data:

1. No data is available is available due to the transition ELPAC.

School and Student Performance Data

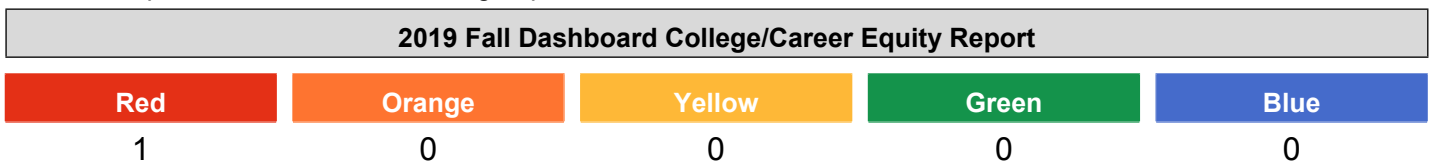
Academic Performance College/Career

The data provided below is from the 2019 Fall California School Dashboard. Due to the COVID-19 pandemic, state law has suspended the reporting of state and local indicators on the 2020 Dashboard. However, available data that would have been included in the Dashboard are reported on the Department's web site if they were determined to be valid and reliable. Information regarding the reporting status of data is available at [COVID-19 and Data Reporting](#).

The performance levels are color-coded and range from lowest-to-highest performance in the following order:











This section provides number of student groups in each color.



This section provides information on the percentage of high school graduates who are placed in the "Prepared" level on the College/Career Indicator.

2019 Fall Dashboard College/Career for All Students/Student Group		
<p>All Students</p> <p>Red</p> <p>0</p> <p>Maintained 0</p> <p>50</p>	<p>English Learners</p> <p>No Performance Color</p> <p>Less than 11 Students - Data Not Displayed for Privacy</p> <p>3</p>	<p>Foster Youth</p> <p>No Performance Color</p> <p>0 Students</p>
<p>Homeless</p> <p>No Performance Color</p> <p>Less than 11 Students - Data Not Displayed for Privacy</p> <p>7</p>	<p>Socioeconomically Disadvantaged</p> <p>Red</p> <p>0</p> <p>Maintained 0</p> <p>32</p>	<p>Students with Disabilities</p> <p>No Performance Color</p> <p>Less than 11 Students - Data Not Displayed for Privacy</p> <p>7</p>

2019 Fall Dashboard College/Career by Race/Ethnicity

African American	American Indian	Asian	Filipino
 No Performance Color Less than 11 Students - Data Not Displayed for Privacy 4	 No Performance Color 0 Students	 No Performance Color 0 Students	 No Performance Color Less than 11 Students - Data Not Displayed for Privacy 2
Hispanic	Two or More Races	Pacific Islander	White
 No Performance Color 0 Maintained 0 24	 No Performance Color Less than 11 Students - Data Not Displayed for Privacy 3	 No Performance Color 0 Students	 No Performance Color 0 Maintained 0 17

This section provides a view of the percent of students per year that qualify as Not Prepared, Approaching Prepared, and Prepared.

2019 Fall Dashboard College/Career 3-Year Performance

Class of 2017	Class of 2018	Class of 2019
Prepared	0 Prepared	0 Prepared
Approaching Prepared	12.9 Approaching Prepared	6 Approaching Prepared
Not Prepared	87.1 Not Prepared	94 Not Prepared

Conclusions based on this data:

- The data provided is from the 2019 Fall California School Dashboard.
- The college/career readiness percentage decreased by 6.9% in 2019.
- The college/career readiness reflects that 94% of CVHS students did not meet the CDE standard for readiness.

School and Student Performance Data

Academic Engagement Chronic Absenteeism

The data provided below is from the 2019 Fall California School Dashboard. Due to the COVID-19 pandemic, state law has suspended the reporting of state and local indicators on the 2020 Dashboard. However, available data that would have been included in the Dashboard are reported on the Department's web site if they were determined to be valid and reliable. Information regarding the reporting status of data is available at [COVID-19 and Data Reporting](#).

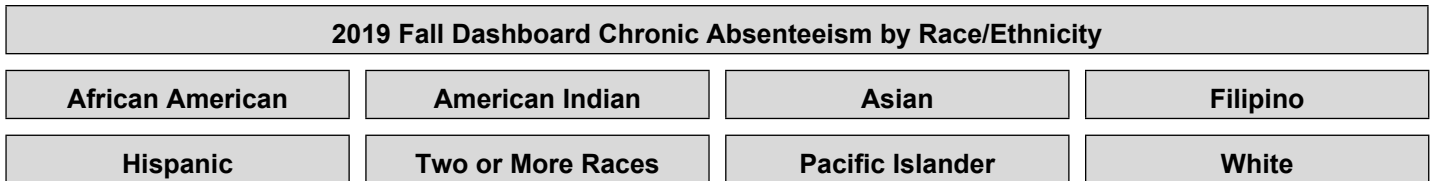
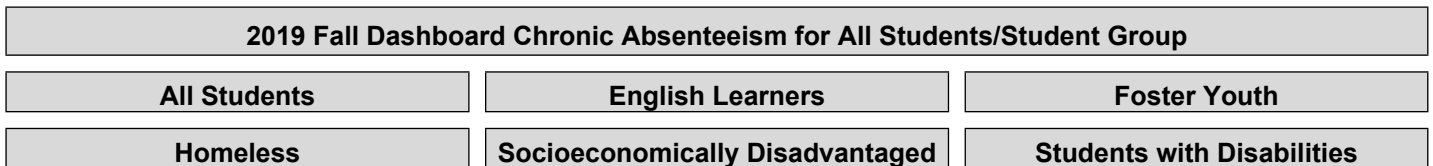
The performance levels are color-coded and range from lowest-to-highest performance in the following order:

Lowest Performance Red Orange Yellow Green Blue Highest Performance

This section provides number of student groups in each color.



This section provides information about the percentage of students in kindergarten through grade 8 who are absent 10 percent or more of the instructional days they were enrolled.



Conclusions based on this data:

1. Chronic Absenteeism data was not provided with the dashboard results as this area currently provides information for kindergarten through grade 8.

School and Student Performance Data

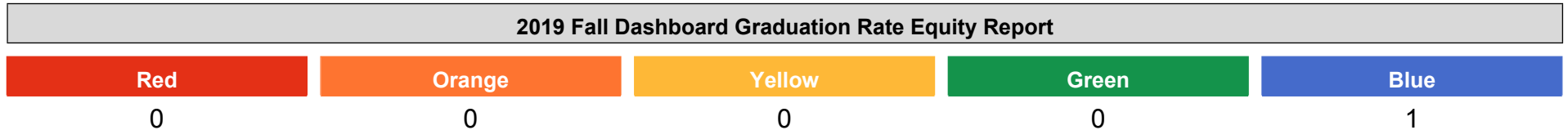
Academic Engagement Graduation Rate

The data provided below is from the 2019 Fall California School Dashboard. Due to the COVID-19 pandemic, state law has suspended the reporting of state and local indicators on the 2020 Dashboard. However, available data that would have been included in the Dashboard are reported on the Department's web site if they were determined to be valid and reliable. Information regarding the reporting status of data is available at [COVID-19 and Data Reporting](#).

The performance levels are color-coded and range from lowest-to-highest performance in the following order:

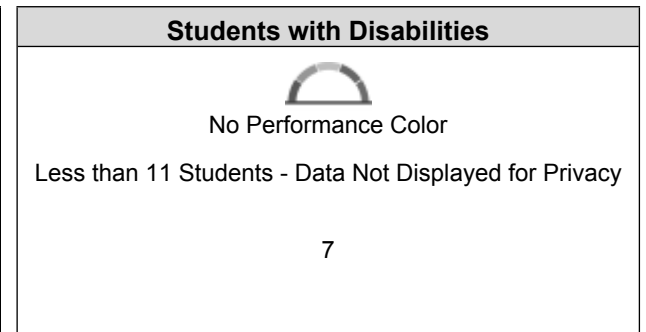
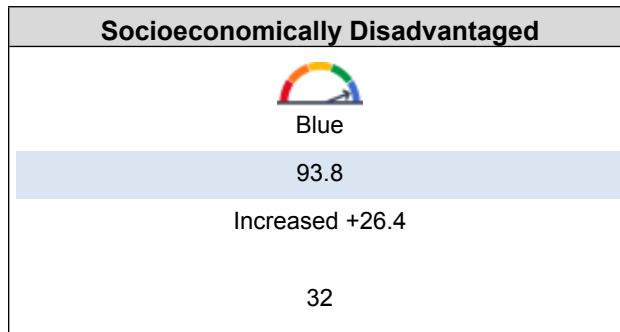


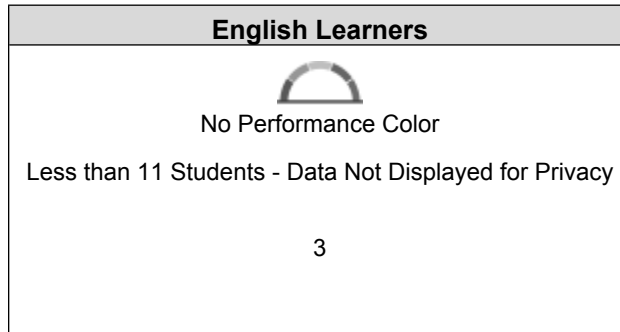
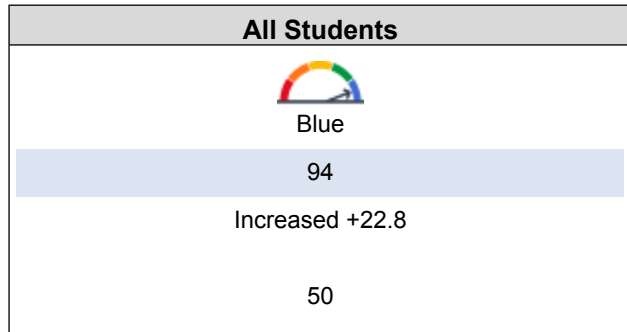


This section provides number of student groups in each color.











This section provides information about students completing high school, which includes students who receive a standard high school diploma or complete their graduation requirements at an alternative school.

2019 Fall Dashboard Graduation Rate for All Students/Student Group



2019 Fall Dashboard Graduation Rate by Race/Ethnicity

African American	American Indian	Asian	Filipino
 No Performance Color Less than 11 Students - Data Not Displayed for Privacy 4	 No Performance Color 0 Students	 No Performance Color 0 Students	 No Performance Color Less than 11 Students - Data Not Displayed for Privacy 2
Hispanic	Two or More Races	Pacific Islander	White
 No Performance Color 95.8 Increased +26.4 24	 No Performance Color Less than 11 Students - Data Not Displayed for Privacy 3	 No Performance Color 0 Students	 No Performance Color 100 Increased +29.6 17

This section provides a view of the percentage of students who received a high school diploma within four years of entering ninth grade or complete their graduation requirements at an alternative school.

2019 Fall Dashboard Graduation Rate by Year

2018	2019
71.2	94

Conclusions based on this data:

- There was a nearly a 23% increase in our 2019 graduation rate over 2018. 2020 and 2021 data has not been provided by the state.
- Increases were consistent across all populations with 11 or more students.

School and Student Performance Data

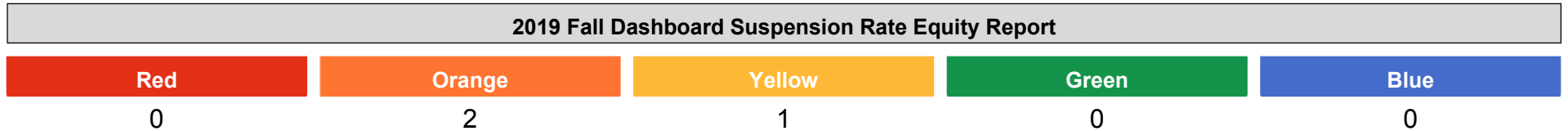
Conditions & Climate Suspension Rate

The data provided below is from the 2019 Fall California School Dashboard. Due to the COVID-19 pandemic, state law has suspended the reporting of state and local indicators on the 2020 Dashboard. However, available data that would have been included in the Dashboard are reported on the Department's web site if they were determined to be valid and reliable. Information regarding the reporting status of data is available at [COVID-19 and Data Reporting](#).

The performance levels are color-coded and range from lowest-to-highest performance in the following order:

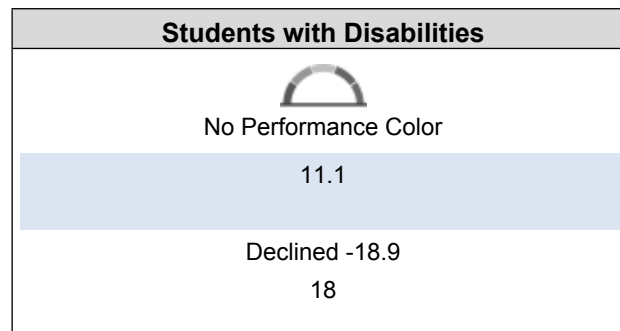
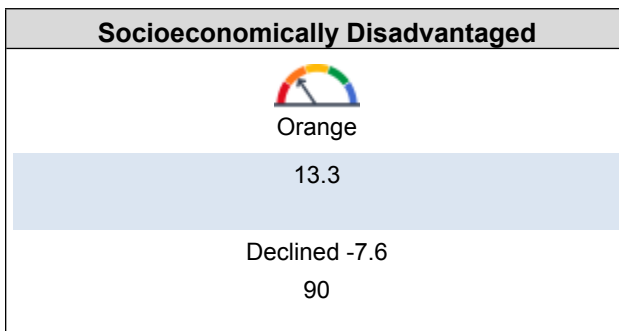
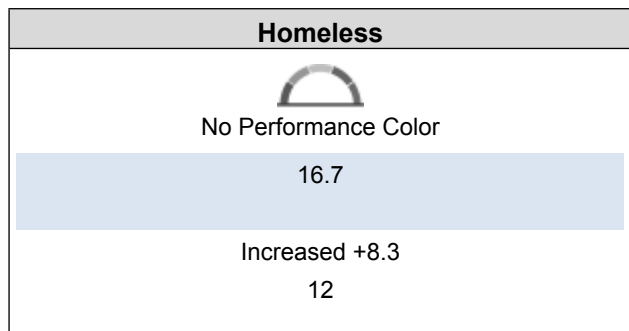
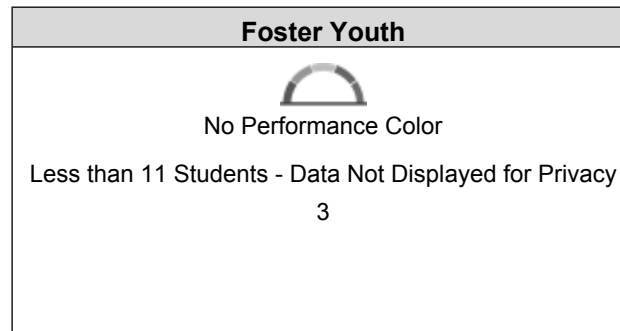
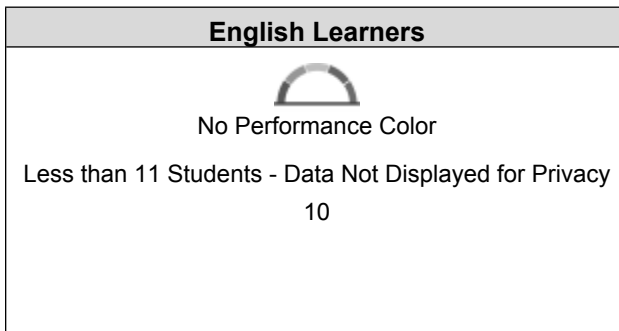



This section provides number of student groups in each color.










This section provides information about the percentage of students in kindergarten through grade 12 who have been suspended at least once in a given school year. Students who are suspended multiple times are only counted once.

2019 Fall Dashboard Suspension Rate for All Students/Student Group



2019 Fall Dashboard Suspension Rate by Race/Ethnicity

African American	American Indian	Asian	Filipino
 No Performance Color Less than 11 Students - Data Not 9		 No Performance Color Less than 11 Students - Data Not 3	 No Performance Color Less than 11 Students - Data Not 4
Hispanic	Two or More Races	Pacific Islander	White
 Yellow 8.1 Declined -10 86	 No Performance Color Less than 11 Students - Data Not 5	 No Performance Color Less than 11 Students - Data Not 1	 Orange 18.3 Declined -5.5 60

This section provides a view of the percentage of students who were suspended.

2019 Fall Dashboard Suspension Rate by Year

2017	2018	2019
	19	14.3

Conclusions based on this data:

- Suspension rate dashboard results have not been provided for 2020 or 2021.
- The largest declines when comparing 2018 and 2019 were with our Hispanic (-10%) and our Students with Disabilities (-18.9%) populations.
- The overall suspension rate declined by 4.8% after declining by 6% the previous year.. This represents a nearly 25% decrease for 2019 when compared to 2018.

Goals, Strategies, & Proposed Expenditures

Complete a copy of the following table for each of the school's goals. Duplicate the table as needed.

Goal Subject

Student Engagement

LEA/LCAP Goal

CVUSD LCAP GOAL 1: Implement targeted actions and services that support positive student outcomes -----

CVUSD LCAP GOAL 4: Enhance the social, emotional, and physical well-being for all students through targeted actions that support positive student outcomes -----

Goal 1

Conejo Valley High School will address learning loss and improve academic engagement by leveraging social and emotional learning to build important foundations for academic growth. The faculty will focus on strengthening relationships with every student and building community within the classroom through trauma-informed practices and re-engagement strategies. This will be measured by 50% of students meeting their MAP growth targets in reading and math as well as a 3% increase in overall attendance and credit recovery rates.

Identified Need

CVHS students' access to learning has been severely impacted since March of 2020 by school closures and distance learning resulting from the Covid 19 pandemic. The ultimate impact of these events on student learning is unknown. However, it is anticipated that many students will have learning gaps and deficiencies. By addressing our student's social emotional well-being first we can lessen the impact of learning loss. Additionally, Chronic Absenteeism has increased for three consecutive years. With interventions, programs, student activities and professional development we believe we can build connections with students that will improve student engagement, and as a result, we will increase student attendance and credit recovery rate.

Annual Measurable Outcomes

Metric/Indicator	Baseline/Actual Outcome	Expected Outcome
Chronic Absenteeism	14% chronic absenteeism in 2018/19.	In 2021/22 chronic absenteeism will be 11% or lower.

Metric/Indicator	Baseline/Actual Outcome	Expected Outcome
Average number of credits earned per quarter	The average number of credits earned per quarter in 2020-21 was 16.9.	The average number of credits earned per quarter will be at least 17.4.
MAP data	Individual students baseline scores on MAP	70% or more of CVHS students will reach or exceed their individual MAP growth targets.
CAASPP data	Data from 2018/19 (not administered 2019/20) ELA: CVHS 103.1 points below standard SED 115.9 below standard EL 143.8 SWD, Homeless, Foster Youth = Not available Math: CVHS 205 points below standard SED 201 below standard EL 225.8 below standard SWD, Homeless, Foster Youth = Not available	The overall ELA and Math average scores will increase by at least 25 points with the targeted populations scores consistent with the overall rate.

Complete a copy of the Strategy/Activity table for each of the school's strategies/activities. Duplicate the table, including Proposed Expenditures, as needed.

Actions to be Taken to Reach This Goal	Timeline	Person(s) Responsible	Proposed Expenditure(s)			
			Description	Type	Funding Source	Amount
Highly Qualified Teachers	July 2021	Principal District Administration	Provide highly qualified, properly assigned teachers.	1000-1999: Certificated Personnel Salaries	District Funded	
Staffing Ratios	August 2021	Principal Human Resources	Do not exceed the C.D.E. recommended student/teacher ratio for continuation education.	1000-1999: Certificated Personnel Salaries	District Funded	

Actions to be Taken to Reach This Goal	Timeline	Person(s) Responsible	Proposed Expenditure(s)			
			Description	Type	Funding Source	Amount
Data Evaluation	Beginning August 2021 and then ongoing	Principal Assistant Principal Counselor Teachers	Evaluate relevant data sets during common planning time, Leadership Team meetings, Faculty Meetings and Department Meetings to assess progress, drive instruction and guide intervention.	1000-1999: Certificated Personnel Salaries	District Funded	
	Beginning September 2021 and then monthly at SSC meetings	Principal SSC Members	Evaluate relevant data sets at SSC to assess progress, set goals and develop the SPSA.	None Specified	None Specified	
	Beginning August 2021	Office Manager Registrar Principal	Producing local data charts and graphs for review.	2000-2999: Classified Personnel Salaries	District Funded	
	Beginning September 2021	Principal MAP Coordinator Teachers	Use of MAP testing as a tool for academic intervention, measuring individual student academic progress and the school's overall academic program.	4000-4999: Books And Supplies	OTRM	1600.00
Student Recognition	December 2021	Assistant Principal	Implement additional student recognition/rewards all students for outstanding/improved performance.	4000-4999: Books And Supplies	Donations	500.00
	October 2021 and then monthly through May 2020	Principal Office Manager Faculty				

Actions to be Taken to Reach This Goal	Timeline	Person(s) Responsible	Proposed Expenditure(s)			
			Description	Type	Funding Source	Amount
	June 2021	Principal Counselor Scholarship Committee	Celebrate Students of the Month at monthly faculty meetings, awarding of certificates, Student of the Month lunch and on the Wall of Fame.	0001-0999: Unrestricted: Locally Defined	Donations	500.00
	January 2021, April 2022	Principal Assistant Principal Counselor Office Manager Leadership Class	School-Based Scholarships awarded at graduation ceremony.	0001-0999: Unrestricted: Locally Defined	Donations	15000.00
			Renaissance Recognition Program for credit recovery, attendance and positive behavior.	4000-4999: Books And Supplies	OTRM	2800.00
Intervention	September 2021-ongoing	Administration Counselor Student Support Services CRPD Youth Outreach	Extend day by one period before and by one period after the regular school day to support learning loss and students who fell further behind in credits. Offer remediation courses in ELA, mathematics, Apex and elective opportunities.	0000: Unrestricted	District Funded	
	August 2021-ongoing	Principal Teachers				
	August 2021-ongoing	Assistant Principal EL Coordinator	Ensure instruction is accessible to all students by integrating UDL concepts and resources.	1000-1999: Certificated Personnel Salaries	District Funded	
	August 2021-ongoing	Counselor Apex Teachers				
	August 2021-	Principal Assistant				

Actions to be Taken to Reach This Goal	Timeline	Person(s) Responsible	Proposed Expenditure(s)			
			Description	Type	Funding Source	Amount
	ongoing	Principal	Provide reading intervention for English Learners using Achieve 3000 curriculum.	1000-1999: Certificated Personnel Salaries	District Funded	
	September 2021-ongoing	Assistant Principal				
	September 2021-ongoing	Assistant Principal	Use of Apex to accelerate credit recovery for motivated students.	1000-1999: Certificated Personnel Salaries	District Funded	
	September 2021-ongoing	Assistant Principal Attendance Clerk	Ensure that all students have access to technology by providing Chromebooks to all students and providing "hot-spots" if needed.	1000-1999: Certificated Personnel Salaries	District Funded	
	September 2021-ongoing	Student Support Services Counselor Administration				
	Beginning August 2021	Principal Assistant Principal Attendance Clerk	Identify chronically absent students early to break pattern of poor attendance. Make home visits as needed.	1000-1999: Certificated Personnel Salaries	District Funded	
			Effectively use SART and SARB processes to reconnect students with their education.	1000-1999: Certificated Personnel Salaries	District Funded	
			identify students eligible for minimum graduation requirements through AB104, AB167, and AB216.	1000-1999: Certificated Personnel Salaries	District Funded	

Actions to be Taken to Reach This Goal	Timeline	Person(s) Responsible	Proposed Expenditure(s)			
			Description	Type	Funding Source	Amount
			Help to remove barriers to school attendance by providing bus tokens and bicycles to students in need of consistent transportation.	1000-1999: Certificated Personnel Salaries	District Funded	
			Maintain practice of daily attendance phone calls for unverified absences.	1000-1999: Certificated Personnel Salaries	District Funded	
Staff Collaboration	August 2021-ongoing	Principal Assistant Principal Counselor Teachers	Use of Common Planning Time, PLC's and Department Chair Meetings to focus on UDL practices and to share and create consistent credit recovery opportunities for students.	1000-1999: Certificated Personnel Salaries	District Funded	
	September 2021 and then twice per month	Principal Assistant Principal Counselor Teachers				
	August 2021 & January 2022	Principal Apex Teachers	ACTIVE meetings to identify students with chronic absenteeism, behavior issues and credit recovery concerns and formulate targeted interventions.	1000-1999: Certificated Personnel Salaries	District Funded	
	September 2021-ongoing	Principal Assistant Principal Counselor Teachers	Apex collaboration to establish and maintain consistent practices.	1000-1999: Certificated Personnel Salaries	District Funded	

Actions to be Taken to Reach This Goal	Timeline	Person(s) Responsible	Proposed Expenditure(s)			
			Description	Type	Funding Source	Amount
			Collaboration to share and design additional credit opportunities that allow for student choice and expression of learning.	1000-1999: Certificated Personnel Salaries	District Funded	
Student Wellness and Community Building	August 2021-ongoing	Student Support Services Principal Assistant Principal Counselor	Establish Wellness Room with bi-lingual Wellness Counselor.	0001-0999: Unrestricted: Locally Defined	District Funded	
		Principal Teacher (SEL Coordinator)	Adjust schedule to provide weekly, schoolwide, socio-emotional lessons during period 2.	1000-1999: Certificated Personnel Salaries	District Funded	
		Teacher (Lunchtime Activity Coordinator) Assistant Principal	Weekly lunchtime activity to re-establish and build community.	0001-0999: Unrestricted: Locally Defined	Donations	500.00
Students with Disabilities	August 2021 and Ongoing	Principal Assistant Principal Counselor Teachers	Provide additional instruction and academic support through extended learning day opportunities.	1000-1999: Certificated Personnel Salaries	District Funded	
	August 2021 and Ongoing	Principal Assistant Principal Special Education Teacher				
	August 2021 and Ongoing	Special Education Teacher General				

Actions to be Taken to Reach This Goal	Timeline	Person(s) Responsible	Proposed Expenditure(s)			
			Description	Type	Funding Source	Amount
		Education teachers	Scheduled monthly meetings with Special Education Team. Meetings will include review of IEPs, including student progress toward goals, LRE, engagement, attendance and interventions needed.	1000-1999: Certificated Personnel Salaries	District Funded	
			Ongoing collaboration with general education teachers to monitor progress of students with IEPs and provide additional interventions as needed to address learning loss.	1000-1999: Certificated Personnel Salaries	District Funded	
			Monitor and Review Data of the number of students meeting IEP goals.	1000-1999: Certificated Personnel Salaries	District Funded	
			Offer an Algebra 1 class co-taught by a general education math teacher and our special education teacher.	1000-1999: Certificated Personnel Salaries	District Funded	

Goals, Strategies, & Proposed Expenditures

Complete a copy of the following table for each of the school's goals. Duplicate the table as needed.

Goal Subject

Career and Technical Education

LEA/LCAP Goal

CVUSD LCAP GOAL 3: Provide communication and targeted outreach that informs the community of programs and opportunities that support positive student outcomes

CVUSD LCAP GOAL 4: Enhance the social, emotional, and physical well-being for all students through targeted actions that support positive student outcomes

Goal 2

Conejo Valley High School will enhance the Career and Technical Education program to help all students find additional pathways to post-secondary education and career opportunities as measured by a 3% increase in CTE enrollment and 3 or more students completing a career pathway during the 2021-22 school year.

Identified Need

While we believe our students benefit tremendously when they envision a positive future and can identify a path to a career, our College and Career DASS Dashboard does not reflect success in this area.

Annual Measurable Outcomes

Metric/Indicator

Baseline/Actual Outcome

Expected Outcome

DASS Dashboard for College and Career Readiness.

The DASS Dashboard showed that 0.0 % of CVHS students completed a career pathway in 2018-19.

3 or more students will complete a career pathway in 2020-21.

Complete a copy of the Strategy/Activity table for each of the school's strategies/activities. Duplicate the table, including Proposed Expenditures, as needed.

Actions to be Taken to Reach This Goal	Timeline	Person(s) Responsible	Proposed Expenditure(s)			
			Description	Type	Funding Source	Amount
Dual Enrollment	August 2021 and ongoing	Administration Counselor Teachers	Bridge connection to community college for all students by encouraging dual credit courses through Moorpark College. Add dual enrollment opportunities for students for the second semester of 2021-22.	1000-1999: Certificated Personnel Salaries	District Funded	
	January 2022	Counselor Assistant Principal		1000-1999: Certificated Personnel Salaries	District Funded	
Student Participation	August 2021	Counselor CTE Teachers	Increase overall student participation and completion of on campus CTE classes and ROP courses through the CEC.	0001-0999: Unrestricted: Locally Defined	Local Categorical	3500.00
	August 2021 and ongoing	Principal Assistant Principal Counselor CTE Teachers Special Education Teacher EL Teacher		1000-1999: Certificated Personnel Salaries	District Funded	
	June 2022	Principal Counselor CTE Teachers Scholarship Committee	Recognize achievement in CVHS career pathways through CTE school-based scholarships.	0001-0999: Unrestricted: Locally Defined	Local Categorical	9,000.00

Actions to be Taken to Reach This Goal	Timeline	Person(s) Responsible	Proposed Expenditure(s)			
			Description	Type	Funding Source	Amount
Master Schedule	July 2021	Administration	Provide for two auxiliary periods using school funds from the Career Technical Education Incentive Grant.	1000-1999: Certificated Personnel Salaries	Local Categorical	20,000.00
	July 2021 and ongoing	Administration Counselor CTE Teachers				
	December 2021	Administration Counselor CTE Teachers CEC Administration	Work cooperatively with CTE Articulation and Department of Secondary Education to build CTE courses and pathways at CVHS.	1000-1999: Certificated Personnel Salaries	District Funded	
			Ensure that our current CTE Pathway classes are titled and coded correctly to reflect pathway completion in DASS.	1000-1999: Certificated Personnel Salaries	District Funded	
			Enroll all students in CP courses unless standard level is requested by parent/guardian.	1000-1999: Certificated Personnel Salaries	District Funded	
Professional Learning	September 2021- June 2022	Principal CTE Teachers CEC Administration Office Manager	Participate in CEC and CVUSD provided professional development and CTE Meetings.	0001-0999: Unrestricted: Locally Defined	Local Categorical	3,000.00
	August 2021 and ongoing	Principal CTE Teachers				

Actions to be Taken to Reach This Goal	Timeline	Person(s) Responsible	Proposed Expenditure(s)			
			Description	Type	Funding Source	Amount
	August 2021 and ongoing September 2021-June 2022	Principal CTE Teachers Principal	Remain current with CTE trends in secondary education. Encourage the acquisition of CTE credentialing for CVHS teachers. Participate in CTE Articulation and community based career trends meetings.	0001-0999: Unrestricted: Locally Defined 1000-1999: Certificated Personnel Salaries 1000-1999: Certificated Personnel Salaries	Local Categorical District Funded District Funded	3,000.00
Classroom Instruction	August 2021 and ongoing	Principal Assitant Principal Counselor Teachers	Promote the integration of CTE into the curriculum.	1000-1999: Certificated Personnel Salaries	District Funded	
	September 2021-June 2022	CTE Teachers College and Career Coordinator	Continue to provide relevant CTE speakers and field trips.	0001-0999: Unrestricted: Locally Defined	Local Categorical	3000.00
	August 2021 and ongoing	Principal Counselor Math Teachers	Support the growth of financial math course.	0001-0999: Unrestricted: Locally Defined	Local Categorical	1500.00
			Support the growth of financial math course.	4000-4999: Books And Supplies	OTRM	1550.00
Access to College and Post Secondary Trade School	August 2021 and ongoing	Principal Counselor College and Career Technician	Provide career focused guest speakers and field trips.	5000-5999: Services And Other Operating Expenditures	Local Categorical	1500.00

Actions to be Taken to Reach This Goal	Timeline	Person(s) Responsible	Proposed Expenditure(s)			
			Description	Type	Funding Source	Amount
		College and Career Technician	Assist students with the college application process.	2000-2999: Classified Personnel Salaries	District Funded	
		College and Career Technician	Provide group seminars and individual support for FAFSA	2000-2999: Classified Personnel Salaries	District Funded	
		College and Career Technician Counselor	Promote and assist with scholarship Opportunities	2000-2999: Classified Personnel Salaries	District Funded	

Annual Review

SPSA Year Reviewed: 2020-21

Respond to the following prompts relative to this goal. If the school is in the first year of implementing the goal, an analysis is not required and this section may be deleted.

ANALYSIS

Describe the overall implementation of the strategies/activities and the overall effectiveness of the strategies/activities to achieve the articulated goal.

In 2020-21 Conejo Valley High School awarded several CTE based scholarships to our students and nearly doubled the enrollment in Financial Literacy. We worked cooperatively with the CEC and district CTE articulation to remain current with CTE trends, gain professional development and to ensure that our course titles and codes were aligned.

Briefly describe any major differences between the intended implementation and/or the budgeted expenditures to implement the strategies/activities to meet the articulated goal.

The DASS Dashboard has not been updated to reflect 2020-21 so we do not have that data as of this time. While CVHS CTE enrollment grew in 19-20 by 1% we did not reach our goal of 3% growth.

Describe any changes that will be made to this goal, the annual outcomes, metrics, or strategies/activities to achieve this goal as a result of this analysis. Identify where those changes can be found in the SPSA.

The goal for 2021-22 is consistent with 2020-21. No significant changes have been made as the School Site Council felt the goal and targets were still relevant and could not be truly evaluated this past year due to the impact of COVID 19 and a lack of an data update in this area in the DASS.

Goals, Strategies, & Proposed Expenditures

Complete a copy of the following table for each of the school's goals. Duplicate the table as needed.

Goal Subject

Parent Involvement and Communication

LEA/LCAP Goal

CVUSD LCAP GOAL 3: Provide communication and targeted outreach that informs the community of programs and opportunities that support positive student outcomes

Goal 3

Conejo Valley High School will provide additional communication and targeted outreach to increase family involvement and support positive student outcomes. This will be measured by the number of school communications, parent engagement at Back to School Night and student recognition programs, School Site Council participation, parent representation on district committees and the number of parent survey responses.

Identified Need

There is a need to get more Conejo Valley High School parents involved in their student's education and representing CVHS on district committees.

Annual Measurable Outcomes

Metric/Indicator	Baseline/Actual Outcome	Expected Outcome
School-Wide Parent Communication	Quarterly Parent Newsletter.	Quarterly Parent Newsletter
School Site Council Meetings	Parent/Community attendance at SSC meetings was between 0 and 2 parents in 2019/20.	We will average 3 or more parent and community members at each SSC meeting in 2020/21.
Survey Participation	10% of our parent population participated in in the CVUSD LCAP survey in 2019/20.	Parent/guardian participation on the LCAP survey will double in 2020/21

Metric/Indicator	Baseline/Actual Outcome	Expected Outcome
Social Media Presence	Established Twitter Account.	Increase Twitter posts and followers by 20%.
Parent Representation	Our 2019/20 DAC representative attended only the first few DAC and SSC meetings. While parents were selected for SEDAC and ELAC they did not follow through with attending the meetings.	CVHS will be represented on DAC, SEDAC and ELAC and those representatives will report to the SSC.

Complete a copy of the Strategy/Activity table for each of the school's strategies/activities. Duplicate the table, including Proposed Expenditures, as needed.

Actions to be Taken to Reach This Goal	Timeline	Person(s) Responsible	Proposed Expenditure(s)			
			Description	Type	Funding Source	Amount
Parent Communication	August 2021	Principal Office Manager	Produce a quarterly parent newsletter.	2000-2999: Classified Personnel Salaries	District Funded	
	August 2021/ongoing	Principal Office Manager	Assuring the school website is current and contains pertinent information.	2000-2999: Classified Personnel Salaries	District Funded	
	August 2021/ongoing	Assistant Principal Attendance Clerk	Daily attendance calls regarding unexcused absences.	1000-1999: Certificated Personnel Salaries	District Funded	
	August 2021/ongoing	Teachers Counselor Principal Assistant Principal	Emphasis on Faculty communication with parents regarding student successes and concerns.	1000-1999: Certificated Personnel Salaries	District Funded	
	August 2021/ongoing	Principal Office Manager				

Actions to be Taken to Reach This Goal	Timeline	Person(s) Responsible	Proposed Expenditure(s)			
			Description	Type	Funding Source	Amount
			Provide communications to parents in both English and Spanish	2000-2999: Classified Personnel Salaries	District Funded	
Parent Participation and Representation	August 2021	Principal Office Manager	Increase parent, student and community School Site Council participation through improved notification and principal outreach.	1000-1999: Certificated Personnel Salaries	District Funded	
	September 2021	Principal Assistant Principal				
	August 2021	Principal Office Manager	Ensure that CVHS is represented on DAC, SEDAC, ELAC, AAPAC, LGBTQ+AC, SDAC and that the representatives are included on the Site Council.	1000-1999: Certificated Personnel Salaries	District Funded	
			Identify Site Council interest and hold election for Site Council Representation.			1000-1999: Certificated Personnel Salaries
Community Outreach	August 2021/ongoing	Principal Faculty Representative	Social media posts promoting school events, activities and celebrations.	0001-0999: Unrestricted: Locally Defined	Local Categorical	500.00
	August 2021/ongoing	Principal Assistant Principal Counselor				

Actions to be Taken to Reach This Goal	Timeline	Person(s) Responsible	Proposed Expenditure(s)			
			Description	Type	Funding Source	Amount
			Maintain regular contact with Student Support Services personnel including representation on CVUSD student support related committees and professional development opportunities.	1000-1999: Certificated Personnel Salaries	District Funded	

Annual Review

SPSA Year Reviewed: 2020-21

Respond to the following prompts relative to this goal. If the school is in the first year of implementing the goal, an analysis is not required and this section may be deleted.

ANALYSIS

Describe the overall implementation of the strategies/activities and the overall effectiveness of the strategies/activities to achieve the articulated goal.

Conejo Valley High School successfully produced a quarterly newsletter using the SMORE application. Our office manager not only ensured that the newsletter was published, she also took control of the website and made sure it was updated regularly.

Briefly describe any major differences between the intended implementation and/or the budgeted expenditures to implement the strategies/activities to meet the articulated goal.

While we had parents identified to represent CVHS on district committees and reminded them of upcoming meetings, we still had limited participation at those meetings.

Describe any changes that will be made to this goal, the annual outcomes, metrics, or strategies/activities to achieve this goal as a result of this analysis. Identify where those changes can be found in the SPSA.

The goal for 2020-21 is consistent with 2019-20. No significant changes have been made as the School Site Council felt the goal and targets were still relevant. The adjustment in strategy to achieve greater parent participation on school and district committees will be a renewed commitment by the principal.

Goals, Strategies, & Proposed Expenditures

Complete a copy of the following table for each of the school's goals. Duplicate the table as needed.

Goal Subject

Student Support

LEA/LCAP Goal

CVUSD LCAP GOAL 2: Ensure highly qualified and effective staff are provided with targeted professional learning and have an understanding that all job responsibilities are structured to support positive student outcomes

CVUSD LCAP GOAL 4: Enhance the social, emotional, and physical well-being for all students through targeted actions that support positive student outcomes

Goal 4

Conejo Valley High School will enhance student services that support the social, emotional and physical well-being of our entire student population as measured by decreasing overall student behavioral incidents by 5% as measured by referral, suspension and expulsion rates.

Identified Need

CVHS student severe behavioral incidents are often connected to social, emotional and physical well-being issues. By providing additional supports and connections to the school community we feel we can reduce suspensions and expulsion recommendations.

Annual Measurable Outcomes

Metric/Indicator

Baseline/Actual Outcome

Expected Outcome

Suspension Rate

The overall suspension rate on the 2019 DASS was 14.3%. (2019 was latest update)
 SWD = 11.1%
 SED = 13.3%
 Homeless = 16.7%
 EL = 0%

The overall suspension rate will reduce to 10% or less, with the targeted populations suspension rate consistent with the overall rate.

Metric/Indicator	Baseline/Actual Outcome	Expected Outcome
	Hispanic = 8.1% Foster Youth = 0%	
Breakthrough Referrals and Completion Rate	11 students were referred to BreakThrough in 2019-20. 5 of those students never came in for a family conference. Of the 5 students who did participate in a family conference, 4 completed the agreed upon meetings. 4 of the 11 students referred had been previously referred to Breakthrough and chose not to repeat the program.	50% or more of students referred to Breakthrough in 2020/21 will participate in the family conference. 60% or more of the students completing the family conference will follow through with the agreed upon meetings.
Wellness Room	A wellness room for students will be established in 2021/22	20% of our population will access the wellness room and counselor.
Youth Outreach Referrals	30 students met with Thousand Oaks Teen Center Youth Outreach counselors in 2019-2020.	40 or more students will work with Thousand Oaks Teen Center Youth Outreach counselors in 2021-2022.
Student Study Team and School Attendance Review Team Meetings	10 Student Study Team Meetings and 7 SART meetings were held in 2019-2020.	SST and/or SART meetings will be held for 20% of CVHS students in 2021/22.
Therapy Intern	7 students participated in individual weekly counseling with a CVUSD provided therapy intern in 2019/20.	10 or more students will participate in individual weekly counseling with a CVUSD provided therapy intern in 2021/22.

Complete a copy of the Strategy/Activity table for each of the school's strategies/activities. Duplicate the table, including Proposed Expenditures, as needed.

Actions to be Taken to Reach This Goal	Timeline	Person(s) Responsible	Proposed Expenditure(s)			
			Description	Type	Funding Source	Amount
Student Support	September 2021 . August 2021 and ongoing	Administration Counselor Wellness Counselor Principal Assistant	Establishment of a Wellness Room to support students socio-emotional needs.	1000-1999: Certificated Personnel Salaries	District Funded	

Actions to be Taken to Reach This Goal	Timeline	Person(s) Responsible	Proposed Expenditure(s)			
			Description	Type	Funding Source	Amount
	September 2021 and ongoing	Principal	Identify and provide education and interventions as an alternative to suspension when possible.	1000-1999: Certificated Personnel Salaries	District Funded	
	August 2021 and ongoing	Principal Assistant Principal Counselor	Coordinate with Youth Outreach for referrals for counseling and emotional support.	1000-1999: Certificated Personnel Salaries	District Funded	
	September 2021 and ongoing	Principal Assistant Principal Counselor Teachers	Use of the Student Study Team, IEP teams, ACTIVE and SART processes to ensure we are providing the appropriate support and interventions for all students.	1000-1999: Certificated Personnel Salaries	District Funded	
	September 2021- June 2022	Administration Counselor Special Education	Provide school-based Counseling services through CVUSD Special Education Department's Mental Health Clinicians.	1000-1999: Certificated Personnel Salaries	District Funded	
	September 2021- June 2022	Administration Counselor VCBH	Weekly lunchtime activity to re-establish and build community.	0001-0999: Unrestricted: Locally Defined	Donations	500.00
	September 2021- June 2022	Administration	Establish lunch time craft club	0001-0999: Unrestricted: Locally Defined	Local Categorical	5000.00

Actions to be Taken to Reach This Goal	Timeline	Person(s) Responsible	Proposed Expenditure(s)			
			Description	Type	Funding Source	Amount
			Drug and alcohol counselor through MOU with VCBH provided 2 days per week.	5000-5999: Services And Other Operating Expenditures	District Funded	
			Contract with Gold Coast K-9 for monthly service to promote a safe and drug-free school environment.	5000-5999: Services And Other Operating Expenditures	Instruction	1760.00
Staff Collaboration	August 2021 and ongoing	Administration Counselor Teachers	All staff student intervention meetings (ACTIVE) held twice a month.	1000-1999: Certificated Personnel Salaries	District Funded	
	August 2021	Administration Counselor SEL Teacher Coordinator Teachers	Develop intervention program that supports Socio-Emotional Learning	1000-1999: Certificated Personnel Salaries	District Funded	
	August 2021 and ongoing	Administration SEL Teacher Coordinator Teachers	Implement Socio-emotional Intervention program	1000-1999: Certificated Personnel Salaries	District Funded	
	September 2021 and ongoing	Principal Teachers	Adjust schedule to provide weekly, schoolwide, socio-emotional lessons during period 2.	1000-1999: Certificated Personnel Salaries	District Funded	
				Weekly lunchtime activity to re-establish and build community.	0001-0999: Unrestricted: Locally Defined	Donations

Annual Review

SPSA Year Reviewed: 2020-21

Respond to the following prompts relative to this goal. If the school is in the first year of implementing the goal, an analysis is not required and this section may be deleted.

ANALYSIS

Describe the overall implementation of the strategies/activities and the overall effectiveness of the strategies/activities to achieve the articulated goal.

Our overall suspension rate decreased from 19.1% to 14.3%. a decrease of 4.8 percentage points. The suspension rate was relatively consistent among targeted populations with all areas declining with the exception of the homeless population whose suspension rate saw a slight increase.

Briefly describe any major differences between the intended implementation and/or the budgeted expenditures to implement the strategies/activities to meet the articulated goal.

While we maintained our student participation with Youth Outreach counselors, we did not increase participation as we had hoped. We also did not reach our target for SST and SART meetings. We would have likely reached both of these goals if schools had not closed due to Covid 19 in March.

Describe any changes that will be made to this goal, the annual outcomes, metrics, or strategies/activities to achieve this goal as a result of this analysis. Identify where those changes can be found in the SPSA.

The goal for 2020-21 is consistent with 2019-20. No significant changes have been made as the School Site Council felt the goal and targets were still relevant and could not be truly evaluated this past year due to school closure. A VCBH drug and alcohol counselor will not be working on-site this school year. With the assistance of Student Support Services we plan to have a student wellness room in place by second semester of this school year.

Goals, Strategies, & Proposed Expenditures

Complete a copy of the following table for each of the school's goals. Duplicate the table as needed.

Goal Subject

Inclusion

LEA/LCAP Goal

CVUSD LCAP GOAL 1: Implement targeted actions and services that support positive student outcomes -----

CVUSD LCAP GOAL 2: Ensure highly qualified and effective staff are provided with targeted professional learning and have an understanding that all job responsibilities are structured to support positive student outcomes -----

CVUSD LCAP GOAL 4: Enhance the social, emotional, and physical well-being for all students through targeted actions that support positive student outcomes -----

Goal 5

Conejo Valley High School will prioritize diversity, equity and inclusion (DEI) for all students. We will demonstrate progress with evidence of DEI professional development/collaboration and curriculum emphasis, a 5% increase in our Least Restrictive Environment Rate, and consistent data points between our overall population and identified subgroups as reflected in DASS: Dashboard Alternative School Status. (LCAP 1, 2 & 4)

Identified Need

It is a priority for Conejo Valley High School and the CVUSD to ensure all students are given the access and supports necessary to succeed to their maximum potential.

Annual Measurable Outcomes

Metric/Indicator

Baseline/Actual Outcome

Expected Outcome

Least Restrictive Environment

In June of 2020 64%% of students with IEPs were in a general education setting for at least 80% of their school day.

By June of 2022, 69% of students with IEPs will be in the general education setting for at least 80% of their school day.

Metric/Indicator	Baseline/Actual Outcome	Expected Outcome
CAASPP	<p>2018-20 Data. No CAASPP date available for 2019/20. Awaiting results for 2021-22.</p> <p>ELA: CVHS 103.1 points below standard SED 115.9 below standard EL 143.8 SWD, Homeless, Foster Youth = Not available</p> <p>Math: CVHS 205 points below standard SED 201 below standard EL 225.8 below standard SWD, Homeless, Foster Youth = Not available</p>	<p>The overall ELA and Math average scores will increase by at least 20 points, with the targeted populations' scores consistent with the overall rate. (Dependent on CAASPP Assessment)</p>
Graduation Rates	<p>The overall graduation rate on the 2019 DASS Dashboard was 94%. The graduation rate in the DASS Dashboard has not been updated since 2019.</p> <p>SED = 93.8% Hispanic = 95.8% Homeless, SWD, EL, Foster Youth = Not available due to fewer than 11 students.</p>	<p>The overall graduation rate will increase to at least 95% with the targeted populations' graduation rate consistent with the overall rate.</p>

Complete a copy of the Strategy/Activity table for each of the school's strategies/activities. Duplicate the table, including Proposed Expenditures, as needed.

Actions to be Taken to Reach This Goal	Timeline	Person(s) Responsible	Proposed Expenditure(s)			
			Description	Type	Funding Source	Amount
Students with Disabilities/Least Restrictive Environment	August 2021-ongoing	Special Education Teacher Administration	CVHS teacher or administrator to attend all IEP meetings for students who are potentially being referred to CVHS from CVUSD high schools.	1000-1999: Certificated Personnel Salaries	District Funded	
	August 2021-ongoing	Principal Assistant Principal Special Education Teacher	If team determines educational placement to be CVHS, review SAI minutes and placement in LRE in this setting.			
	August 2021-ongoing	Special Education Teacher Administration GE Teacher Parent Student	Monthly meetings with Special Education Team. Meetings will include review of IEPs of CVHS students pertaining to LRE.	1000-1999: Certificated Personnel Salaries	District Funded	
	August 2021-ongoing	Principal Assistant Principal Human Resources	Discuss and Evaluate LRE at all initial transition, 30 day, annual and tri-annual IEP meetings.	1000-1999: Certificated Personnel Salaries	District Funded	
				Ensure that Special Education staffing allows for LRE and meets the academic and social/emotional needs of CVHS SWD.	1000-1999: Certificated Personnel Salaries	District Funded

Actions to be Taken to Reach This Goal	Timeline	Person(s) Responsible	Proposed Expenditure(s)			
			Description	Type	Funding Source	Amount
Emphasize Inclusion for All Students	September 2021	Administration Staff Student Leadership	Participate in Inclusion Week, Anti-Bullying Week and Cultural Awareness by promoting inclusive activities through the Student Senate and Leadership class.	1000-1999: Certificated Personnel Salaries	District Funded	
	August 2021-June 2022	Administration Counselor Leadership Students Student Senate				
	August 2021	Administration Counselor Leadership Students Student Senate	Promote inclusive student lunchtime activities through the Student Senate and Leadership class.	5000-5999: Services And Other Operating Expenditures	OTRM	1027.00
	August 2021-Ongoing	Administration Counselor Leadership Students Student Senate Administration Teachers	Promote active participation of CVHS students on Student DAC, SSC, the Youth Advisory Council and as the School Board Rep.	5000-5999: Services And Other Operating Expenditures	OTRM	1010.00
			Review of curriculum through a diversity lens and to help our student population make connections to the learning.	1000-1999: Certificated Personnel Salaries	District Funded	
English Learners	September 2021- June 2022	Principal Assistant Principal ELA Intervention Teacher	Provide ELA Intervention periods to support English Learners	1000-1999: Certificated Personnel Salaries	District Funded	
	August 2021 - Ongoing	Apex Teachers Counselor				

Actions to be Taken to Reach This Goal	Timeline	Person(s) Responsible	Proposed Expenditure(s)			
			Description	Type	Funding Source	Amount
	August 2021 - Ongoing	Assistant Principal ELA Intervention Teacher	Encourage use of translation tool in Apex for English Learners struggling with the curriculum Provide additional academic support/intervention for EL students in reading using Achieve 3000	1000-1999: Certificated Personnel Salaries 0001-0999: Unrestricted: Locally Defined	District Funded 0860	320.00
Homeless and Foster Youth	Beginning August 2021	Principal Assistant Principal Counselor	Identify all students who are eligible for AB104/167/216 reduced graduation requirements.	1000-1999: Certificated Personnel Salaries	District Funded	
	Beginning August 2021	Principal Assistant Principal Student Support Services	Ensure all homeless youth are identified and provided the necessary supports giving them an equal opportunity to succeed. (McKinney-Vento).	1000-1999: Certificated Personnel Salaries	District Funded	
Professional Development	Beginning August 2021	Principal Assistant Principal Special Education Teacher Teachers	Participate in CVUSD and VCOE Professional Learning opportunities to support SWD.	1000-1999: Certificated Personnel Salaries	District Funded	
	Beginning August 2021	Principal Assistant Principal Counselor Teachers				

Actions to be Taken to Reach This Goal	Timeline	Person(s) Responsible	Proposed Expenditure(s)			
			Description	Type	Funding Source	Amount
	Beginning August 2021	Principal Assistant Principal Counselor	Participate in CVUSD and VCOE Professional Learning opportunities to support EL students. EL Coordinator will share information from district EL meetings and PD with staff at faculty meetings.	0001-0999: Unrestricted: Locally Defined	5EEF	100.00
	May 2021	Principal	Participate in CVUSD and VCOE Professional Learning opportunities to support Homeless and Foster Youth.	0001-0999: Unrestricted: Locally Defined	Local Categorical	1000.00
			Participate in CVUSD and school based UDL professional development and collaboration	0001-0999: Unrestricted: Locally Defined	District Funded	
			Attend California Continuation Educators Association Conference.	0001-0999: Unrestricted: Locally Defined	5EEF	500.00
			Actively engage with the district committee review of core literature and approved novels.	1000-1999: Certificated Personnel Salaries	District Funded	

Annual Review

SPSA Year Reviewed: 2020-21

Respond to the following prompts relative to this goal. If the school is in the first year of implementing the goal, an analysis is not required and this section may be deleted.

ANALYSIS

Describe the overall implementation of the strategies/activities and the overall effectiveness of the strategies/activities to achieve the articulated goal.

The latest graduation rate provided by DASS is 94%. This is a 22.8% increase over the previous year and 14% above our stated goal of 80%. Our least restrictive environment rate in 2019-20 improved to 64% which represented a 47 percentage point increase over the previous year and is 14 percentage points above our goal of 50%.

Briefly describe any major differences between the intended implementation and/or the budgeted expenditures to implement the strategies/activities to meet the articulated goal.

The CAASPP was not administered in 2019-20 so we do not have that data to review our progress toward the goal.

Describe any changes that will be made to this goal, the annual outcomes, metrics, or strategies/activities to achieve this goal as a result of this analysis. Identify where those changes can be found in the SPSA.

The goal for 2020-21 is consistent with 2019-20. No significant changes have been made as the School Site Council felt the goal was still relevant and could not be completely evaluated this past year due to school closure and a lack of CAASPP data. The changes to the goal are reflected in the targets for graduation rate and LRE. Since both rose by a significant amount in 2019-20 the SSC felt that similar large increases were not attainable.

Goals, Strategies, & Proposed Expenditures

Complete a copy of the following table for each of the school's goals. Duplicate the table as needed.

Goal Subject

LEA/LCAP Goal

Goal 6

Identified Need

Annual Measurable Outcomes

Metric/Indicator

Baseline/Actual Outcome

Expected Outcome

Complete a copy of the Strategy/Activity table for each of the school's strategies/activities. Duplicate the table, including Proposed Expenditures, as needed.

Actions to be Taken to Reach This Goal	Timeline	Person(s) Responsible	Proposed Expenditure(s)			
			Description	Type	Funding Source	Amount

Budget Summary

Complete the table below. Schools may include additional information. Adjust the table as needed. The Budget Summary is required for schools funded through the ConApp, and/or that receive funds from the LEA for Comprehensive Support and Improvement (CSI).

Budget Summary

Description	Amount
Total Funds Provided to the School Through the Consolidated Application	\$
Total Federal Funds Provided to the School from the LEA for CSI	\$
Total Funds Budgeted for Strategies to Meet the Goals in the SPSA	\$79,167.00

Other Federal, State, and Local Funds

List the additional Federal programs that the school is including in the schoolwide program. Adjust the table as needed. If the school is not operating a Title I schoolwide program this section is not applicable and may be deleted.

Federal Programs	Allocation (\$)
------------------	-----------------

Subtotal of additional federal funds included for this school: \$

List the State and local programs that the school is including in the schoolwide program. Duplicate the table as needed.

State or Local Programs	Allocation (\$)
0860	\$320.00
OTRM	\$7,987.00
5EEF	\$600.00
Donations	\$17,500.00
Instruction	\$1,760.00
Local Categorical	\$51,000.00

Subtotal of state or local funds included for this school: \$79,167.00

Total of federal, state, and/or local funds for this school: \$79,167.00

Budgeted Funds and Expenditures in this Plan

The tables below are provided to help the school track expenditures as they relate to funds budgeted to the school.

Funds Budgeted to the School by Funding Source

Funding Source	Amount	Balance
0860	320.00	0.00
0TRM	7,987.00	0.00
5EEF	600.00	0.00
Local Categorical	51,000.00	0.00
Donations	17,500.00	0.00
Instruction	1760.00	0.00

Expenditures by Funding Source

Funding Source	Amount
0860	320.00
0TRM	7,987.00
5EEF	600.00
Donations	17,500.00
Instruction	1,760.00
Local Categorical	51,000.00

Expenditures by Budget Reference

Budget Reference	Amount
0001-0999: Unrestricted: Locally Defined	47,420.00
1000-1999: Certificated Personnel Salaries	20,000.00
4000-4999: Books And Supplies	6,450.00
5000-5999: Services And Other Operating Expenditures	5,297.00

Expenditures by Budget Reference and Funding Source

Budget Reference	Funding Source	Amount
0001-0999: Unrestricted: Locally Defined	0860	320.00
4000-4999: Books And Supplies	OTRM	5,950.00
5000-5999: Services And Other Operating Expenditures	OTRM	2,037.00
0001-0999: Unrestricted: Locally Defined	5EEF	600.00
0001-0999: Unrestricted: Locally Defined	Donations	17,000.00
4000-4999: Books And Supplies	Donations	500.00
5000-5999: Services And Other Operating Expenditures	Instruction	1,760.00
0001-0999: Unrestricted: Locally Defined	Local Categorical	29,500.00
1000-1999: Certificated Personnel Salaries	Local Categorical	20,000.00
5000-5999: Services And Other Operating Expenditures	Local Categorical	1,500.00

Expenditures by Goal

Goal Number	Total Expenditures
Goal 1	20,900.00
Goal 2	46,050.00
Goal 3	500.00
Goal 4	7,760.00
Goal 5	3,957.00

School Site Council Membership

California Education Code describes the required composition of the School Site Council (SSC). The SSC shall be composed of the principal and representatives of: teachers selected by teachers at the school; other school personnel selected by other school personnel at the school; parents of pupils attending the school selected by such parents; and, in secondary schools, pupils selected by pupils attending the school. The current make-up of the SSC is as follows:

- 1 School Principal
- 1 Classroom Teachers
- 2 Other School Staff
- 4 Parent or Community Members
- 1 Secondary Students

Name of Members	Role
Martin Manzer	Principal
Sean MacDonald	Other School Staff
Catherine Kanney	Other School Staff
Michelle Taranto	Classroom Teacher
Krista Pettersson	Parent or Community Member
Tamarra Coleman	Parent or Community Member
Jamie Hoyt	Parent or Community Member
Joe Riccio	Parent or Community Member
Anneth Carrillo	Secondary Student
Dawn Stines	Other School Staff

At elementary schools, the school site council must be constituted to ensure parity between (a) the principal, classroom teachers, and other school personnel, and (b) parents of students attending the school or other community members. Classroom teachers must comprise a majority of persons represented under section (a). At secondary schools there must be, in addition, equal numbers of parents or other community members selected by parents, and students. Members must be selected by their peer group.





Recommendations and Assurances

The School Site Council (SSC) recommends this school plan and proposed expenditures to the district governing board for approval and assures the board of the following:

The SSC is correctly constituted and was formed in accordance with district governing board policy and state law.

The SSC reviewed its responsibilities under state law and district governing board policies, including those board policies relating to material changes in the School Plan for Student Achievement (SPSA) requiring board approval.

The SSC sought and considered all recommendations from the following groups or committees before adopting this plan:



Signature	Committee or Advisory Group Name
	District Advisory Committee Representative
	School Site Representative
	Student Representative
	Other: Additional SSC members provided electronic signatures by email approving the SPSA. Emails can be provided upon request.

The SSC reviewed the content requirements for school plans of programs included in this SPSA and believes all such content requirements have been met, including those found in district governing board policies and in the local educational agency plan.

This SPSA is based on a thorough analysis of student academic performance. The actions proposed herein form a sound, comprehensive, coordinated plan to reach stated school goals to improve student academic performance.

This SPSA was adopted by the SSC at a public meeting on December 16, 2020.

Attested:

	Principal, Martin Manzer on September 15, 2021
	SSC Chairperson, Joe Riccio on September 15, 2021

Instructions

The School Plan for Student Achievement (SPSA) is a strategic plan that maximizes the resources available to the school while minimizing duplication of effort with the ultimate goal of increasing student achievement. SPSA development should be aligned with and inform the Local Control and Accountability Plan process.

The SPSA consolidates all school-level planning efforts into one plan for programs funded through the consolidated application (ConApp), and for federal school improvement programs, including schoolwide programs, Comprehensive Support and Improvement (CSI), Targeted Support and Improvement (TSI), and Additional Targeted Support and Improvement (ATSI), pursuant to California Education Code (EC) Section 64001 and the Elementary and Secondary Education Act as amended by the Every Student Succeeds Act (ESSA). This template is designed to meet schoolwide program planning requirements. It also notes how to meet CSI, TSI, or ATSI requirements, as applicable.

California's ESSA State Plan supports the state's approach to improving student group performance through the utilization of federal resources. Schools use the SPSA to document their approach to maximizing the impact of federal investments in support of underserved students. The implementation of ESSA in California presents an opportunity for schools to innovate with their federally-funded programs and align them with the priority goals of the school and the LEA that are being realized under the state's Local Control Funding Formula (LCFF).

The LCFF provides schools and LEAs flexibility to design programs and provide services that meet the needs of students in order to achieve readiness for college, career, and lifelong learning. The SPSA planning process supports continuous cycles of action, reflection, and improvement. Consistent with EC 65001, the Schoolsite Council (SSC) is required to develop and annually review the SPSA, establish an annual budget, and make modifications to the plan that reflect changing needs and priorities, as applicable.

For questions related to specific sections of the template, please see instructions below:

Instructions: Linked Table of Contents

The SPSA template meets the requirements of schoolwide planning (SWP). Each section also contains a notation of how to meet CSI, TSI, or ATSI requirements.

[Stakeholder Involvement](#)

[Goals, Strategies, & Proposed Expenditures](#)

[Planned Strategies/Activities](#)

[Annual Review and Update](#)

[Budget Summary](#)

[Appendix A: Plan Requirements for Title I Schoolwide Programs](#)

[Appendix B: Plan Requirements for Schools to Meet Federal School Improvement Planning Requirements](#)

[Appendix C: Select State and Federal Programs](#)

For additional questions or technical assistance related to LEA and school planning, please contact the Local Agency Systems Support Office, at LCFF@cde.ca.gov.

For programmatic or policy questions regarding Title I schoolwide planning, please contact the local educational agency, or the CDE's Title I Policy and Program Guidance Office at TITLEI@cde.ca.gov.

For questions or technical assistance related to meeting federal school improvement planning requirements (for CSI, TSI, and ATSI), please contact the CDE's School Improvement and Support Office at SISO@cde.ca.gov.

Purpose and Description

Schools identified for Comprehensive Support and Improvement (CSI), Targeted Support and Improvement (TSI), or Additional Targeted Support and Improvement (ATSI) must respond to the following prompts. A school that has not been identified for CSI, TSI, or ATSI may delete the Purpose and Description prompts.

Purpose

Briefly describe the purpose of this plan by selecting from Schoolwide Program, Comprehensive Support and Improvement, Targeted Support and Improvement, or Additional Targeted Support and Improvement)

Description

Briefly describe the school's plan for effectively meeting ESSA requirements in alignment with the Local Control and Accountability Plan and other federal, state, and local programs.

Stakeholder Involvement

Meaningful involvement of parents, students, and other stakeholders is critical to the development of the SPSA and the budget process. Schools must share the SPSA with school site-level advisory groups, as applicable (e.g., English Learner Advisory committee, student advisory groups, tribes and tribal organizations present in the community, as appropriate, etc.) and seek input from these advisory groups in the development of the SPSA.

The Stakeholder Engagement process is an ongoing, annual process. Describe the process used to involve advisory committees, parents, students, school faculty and staff, and the community in the development of the SPSA and the annual review and update.

[This section meets the requirements for TSI and ATSI.]

[When completing this section for CSI, the LEA shall partner with the school in the development and implementation of this plan.]

Resource Inequities

Schools eligible for CSI or ATSI must identify resource inequities, which may include a review of LEA- and school-level budgeting as a part of the required needs assessment. Identified resource inequities must be addressed through implementation of the CSI or ATSI plan. Briefly identify and describe any resource inequities identified as a result of the required needs assessment and summarize how the identified resource inequities are addressed in the SPSA.

[This section meets the requirements for CSI and ATSI. If the school is not identified for CSI or ATSI this section is not applicable and may be deleted.]

Goals, Strategies, Expenditures, & Annual Review

In this section a school provides a description of the annual goals to be achieved by the school. This section also includes descriptions of the specific planned strategies/activities a school will take to meet the identified goals, and a description of the expenditures required to implement the specific strategies and activities.

Goal

State the goal. A goal is a broad statement that describes the desired result to which all strategies/activities are directed. A goal answers the question: What is the school seeking to achieve?

It can be helpful to use a framework for writing goals such as the S.M.A.R.T. approach. A S.M.A.R.T. goal is one that is **S**pecific, **M**easurable, **A**chievable, **R**ealistic, and **T**ime-bound. A level of specificity is needed in order to measure performance relative to the goal as well as to assess whether it is reasonably achievable. Including time constraints, such as milestone dates, ensures a realistic approach that supports student success.

A school may number the goals using the “Goal #” for ease of reference.

[When completing this section for CSI, TSI, and ATSI, improvement goals shall align to the goals, actions, and services in the LEA LCAP.]

Identified Need

Describe the basis for establishing the goal. The goal should be based upon an analysis of verifiable state data, including local and state indicator data from the California School Dashboard (Dashboard) and data from the School Accountability Report Card, including local data voluntarily collected by districts to measure pupil achievement.

[Completing this section fully addresses all relevant federal planning requirements]

Annual Measurable Outcomes

Identify the metric(s) and/or state indicator(s) that the school will use as a means of evaluating progress toward accomplishing the goal. A school may identify metrics for specific student groups. Include in the baseline column the most recent data associated with the metric or indicator available at the time of adoption of the SPSA. The most recent data associated with a metric or indicator includes data reported in the annual update of the SPSA. In the subsequent Expected Outcome column, identify the progress the school intends to make in the coming year.

[When completing this section for CSI the school must include school-level metrics related to the metrics that led to the school’s identification.]

[When completing this section for TSI/ATSI the school must include metrics related to the specific student group(s) that led to the school’s identification.]

Strategies/Activities

Describe the strategies and activities being provided to meet the described goal. A school may number the strategy/activity using the “Strategy/Activity #” for ease of reference.

Planned strategies/activities address the findings of the needs assessment consistent with state priorities and resource inequities, which may have been identified through a review of the local educational agency’s budgeting, its local control and accountability plan, and school-level budgeting, if applicable.

[When completing this section for CSI, TSI, and ATSI, this plan shall include evidence-based interventions and align to the goals, actions, and services in the LEA LCAP.]

[When completing this section for CSI and ATSI, this plan shall address through implementation, identified resource inequities, which may have been identified through a review of LEA- and school-level budgeting.]

Students to be Served by this Strategy/Activity

Indicate in this box which students will benefit from the strategies/activities by indicating “All Students” or listing one or more specific student group(s) to be served.

[This section meets the requirements for CSI.]

[When completing this section for TSI and ATSI, at a minimum, the student groups to be served shall include the student groups that are consistently underperforming, for which the school received the TSI or ATSI designation. For TSI, a school may focus on all students or the student group(s) that led to identification based on the evidence-based interventions selected.]

Proposed Expenditures for this Strategy/Activity

For each strategy/activity, list the amount(s) and funding source(s) for the proposed expenditures for the school year to implement these strategies/activities. Specify the funding source(s) using one or more of the following: LCFF, Federal (if Federal, identify the Title and Part, as applicable), Other State, and/or Local.

Proposed expenditures that are included more than once in a SPSA should be indicated as a duplicated expenditure and include a reference to the goal and strategy/activity where the expenditure first appears in the SPSA. Pursuant to Education Code, Section 64001(g)(3)(C), proposed expenditures, based on the projected resource allocation from the governing board or governing body of the LEA, to address the findings of the needs assessment consistent with the state priorities including identifying resource inequities which may include a review of the LEA’s budgeting, its LCAP, and school-level budgeting, if applicable.

[This section meets the requirements for CSI, TSI, and ATSI.]

[NOTE: Federal funds for CSI shall not be used in schools identified for TSI or ATSI. In addition, funds for CSI shall not be used to hire additional permanent staff.]

Annual Review

In the following Analysis prompts, identify any material differences between what was planned and what actually occurred as well as significant changes in strategies/activities and/ or expenditures from the prior year. This annual review and analysis should be the basis for decision-making and updates to the plan.

Analysis

Using actual outcome data, including state indicator data from the Dashboard, analyze whether the planned strategies/activities were effective in achieving the goal. Respond to the prompts as instructed. Respond to the following prompts relative to this goal. If the school is in the first year of implementing the goal the Annual Review section is not required and this section may be deleted.

- Describe the overall implementation of the strategies/activities and the overall effectiveness of the strategies/activities to achieve the articulated goal.
- Briefly describe any major differences between either/or the intended implementation or the budgeted expenditures to implement the strategies/activities to meet the articulated goal.
- Describe any changes that will be made to the goal, expected annual measurable outcomes, metrics/indicators, or strategies/activities to achieve this goal as a result of this analysis and analysis of the data provided in the Dashboard, as applicable. Identify where those changes can be found in the SPSA.

[When completing this section for CSI, TSI, or ATSI, any changes made to the goals, annual measurable outcomes, metrics/indicators, or strategies/activities, shall meet the CSI, TSI, or ATSI planning requirements. CSI, TSI, and ATSI planning requirements are listed under each section of the Instructions. For example, as a result of the Annual Review and Update, if changes are made to a goal(s), see the Goal section for CSI, TSI, and ATSI planning requirements.]

Budget Summary

In this section a school provides a brief summary of the funding allocated to the school through the ConApp and/or other funding sources as well as the total amount of funds for proposed expenditures described in the SPSA. The Budget Summary is required for schools funded through the ConApp and that receive federal funds for CSI. If the school is not operating a Title I schoolwide program this section is not applicable and may be deleted.

From its total allocation for CSI, the LEA may distribute funds across its schools that meet the criteria for CSI to support implementation of this plan. In addition, the LEA may retain a portion of its total allocation to support LEA-level expenditures that are directly related to serving schools eligible for CSI.

Budget Summary

A school receiving funds allocated through the ConApp should complete the Budget Summary as follows:

- Total Funds Provided to the School Through the Consolidated Application: This amount is the total amount of funding provided to the school through the ConApp for the school year. The school year means the fiscal year for which a SPSA is adopted or updated.
- Total Funds Budgeted for Strategies to Meet the Goals in the SPSA: This amount is the total of the proposed expenditures from all sources of funds associated with the strategies/activities reflected in the SPSA. To the extent strategies/activities and/or proposed expenditures are listed in the SPSA under more than one goal, the expenditures should be counted only once.

A school receiving federal funds for CSI should complete the Budget Summary as follows:

- Total Federal Funds Provided to the School from the LEA for CSI: This amount is the total amount of funding provided to the school from the LEA.

[NOTE: Federal funds for CSI shall not be used in schools eligible for TSI or ATSI. In addition, funds for CSI shall not be used to hire additional permanent staff.]

Appendix A: Plan Requirements

Schoolwide Program Requirements

This School Plan for Student Achievement (SPSA) template meets the requirements of a schoolwide program plan. The requirements below are for planning reference.

A school that operates a schoolwide program and receives funds allocated through the ConApp is required to develop a SPSA. The SPSA, including proposed expenditures of funds allocated to the school through the ConApp, must be reviewed annually and updated by the SSC. The content of a SPSA must be aligned with school goals for improving student achievement.

Requirements for Development of the Plan

- I. The development of the SPSA shall include both of the following actions:
 - A. Administration of a comprehensive needs assessment that forms the basis of the school's goals contained in the SPSA.
 1. The comprehensive needs assessment of the entire school shall:
 - a. Include an analysis of verifiable state data, consistent with all state priorities as noted in Sections 52060 and 52066, and informed by all indicators described in Section 1111(c)(4)(B) of the federal Every Student Succeeds Act, including pupil performance against state-determined long-term goals. The school may include data voluntarily developed by districts to measure pupil outcomes (described in the Identified Need); and
 - b. Be based on academic achievement information about all students in the school, including all groups under §200.13(b)(7) and migratory children as defined in section 1309(2) of the ESEA, relative to the State's academic standards under §200.1 to—
 - i. Help the school understand the subjects and skills for which teaching and learning need to be improved; and
 - ii. Identify the specific academic needs of students and groups of students who are not yet achieving the State's academic standards; and
 - iii. Assess the needs of the school relative to each of the components of the schoolwide program under §200.28.
 - iv. Develop the comprehensive needs assessment with the participation of individuals who will carry out the schoolwide program plan.
 - v. Document how it conducted the needs assessment, the results it obtained, and the conclusions it drew from those results.
 - B. Identification of the process for evaluating and monitoring the implementation of the SPSA and progress towards accomplishing the goals set forth in the SPSA (described in the Expected Annual Measurable Outcomes and Annual Review and Update).

Requirements for the Plan

- II. The SPSA shall include the following:
 - A. Goals set to improve pupil outcomes, including addressing the needs of student groups as identified through the needs assessment.

- B. Evidence-based strategies, actions, or services (described in Strategies and Activities)
1. A description of the strategies that the school will be implementing to address school needs, including a description of how such strategies will--
 - a. provide opportunities for all children including each of the subgroups of students to meet the challenging state academic standards
 - b. use methods and instructional strategies that:
 - i. strengthen the academic program in the school,
 - ii. increase the amount and quality of learning time, and
 - iii. provide an enriched and accelerated curriculum, which may include programs, activities, and courses necessary to provide a well-rounded education.
 - c. Address the needs of all children in the school, but particularly the needs of those at risk of not meeting the challenging State academic standards, so that all students demonstrate at least proficiency on the State's academic standards through activities which may include:
 - i. strategies to improve students' skills outside the academic subject areas;
 - ii. preparation for and awareness of opportunities for postsecondary education and the workforce;
 - iii. implementation of a schoolwide tiered model to prevent and address problem behavior;
 - iv. professional development and other activities for teachers, paraprofessionals, and other school personnel to improve instruction and use of data; and
 - v. strategies for assisting preschool children in the transition from early childhood education programs to local elementary school programs.
- C. Proposed expenditures, based on the projected resource allocation from the governing board or body of the local educational agency (may include funds allocated via the ConApp, federal funds for CSI, any other state or local funds allocated to the school), to address the findings of the needs assessment consistent with the state priorities, including identifying resource inequities, which may include a review of the LEAs budgeting, it's LCAP, and school-level budgeting, if applicable (described in Proposed Expenditures and Budget Summary). Employees of the schoolwide program may be deemed funded by a single cost objective.
- D. A description of how the school will determine if school needs have been met (described in the Expected Annual Measurable Outcomes and the Annual Review and Update).
1. Annually evaluate the implementation of, and results achieved by, the schoolwide program, using data from the State's annual assessments and other indicators of academic achievement;
 2. Determine whether the schoolwide program has been effective in increasing the achievement of students in meeting the State's academic standards, particularly for those students who had been furthest from achieving the standards; and
 3. Revise the plan, as necessary, based on the results of the evaluation, to ensure continuous improvement of students in the schoolwide program.

- E. A description of how the school will ensure parental involvement in the planning, review, and improvement of the schoolwide program plan (described in Stakeholder Involvement and/or Strategies/Activities).
- F. A description of the activities the school will include to ensure that students who experience difficulty attaining proficient or advanced levels of academic achievement standards will be provided with effective, timely additional support, including measures to
 - 1. Ensure that those students' difficulties are identified on a timely basis; and
 - 2. Provide sufficient information on which to base effective assistance to those students.
- G. For an elementary school, a description of how the school will assist preschool students in the successful transition from early childhood programs to the school.
- H. A description of how the school will use resources to carry out these components (described in the Proposed Expenditures for Strategies/Activities).
- I. A description of any other activities and objectives as established by the SSC (described in the Strategies/Activities).

Authority Cited: S Title 34 of the Code of Federal Regulations (34 CFR), sections 200.25-26, and 200.29, and sections-1114(b)(7)(A)(i)-(iii) and 1118(b) of the ESEA. EC sections 6400 et. seq.

Appendix B:

Plan Requirements for School to Meet Federal School Improvement Planning Requirements

For questions or technical assistance related to meeting Federal School Improvement Planning Requirements, please contact the CDE's School Improvement and Support Office at SISO@cde.ca.gov.

Comprehensive Support and Improvement

The LEA shall partner with stakeholders (including principals and other school leaders, teachers, and parents) to locally develop and implement the CSI plan for the school to improve student outcomes, and specifically address the metrics that led to eligibility for CSI (Stakeholder Involvement).

The CSI plan shall:

1. Be informed by all state indicators, including student performance against state-determined long-term goals (Goal, Identified Need, Expected Annual Measurable Outcomes, Annual Review and Update, as applicable);
2. Include evidence-based interventions (Strategies/Activities, Annual Review and Update, as applicable) (For resources related to evidence-based interventions, see the U.S. Department of Education's "Using Evidence to Strengthen Education Investments" at <https://www2.ed.gov/policy/elsec/leg/essa/guidanceuseseseinvestment.pdf>);
3. Be based on a school-level needs assessment (Goal, Identified Need, Expected Annual Measurable Outcomes, Annual Review and Update, as applicable); and
4. Identify resource inequities, which may include a review of LEA- and school-level budgeting, to be addressed through implementation of the CSI plan (Goal, Identified Need, Expected Annual Measurable Outcomes, Planned Strategies/Activities; and Annual Review and Update, as applicable).

Authority Cited: Sections 1003(e)(1)(A), 1003(i), 1111(c)(4)(B), and 1111(d)(1) of the ESSA.

Targeted Support and Improvement

In partnership with stakeholders (including principals and other school leaders, teachers, and parents) the school shall develop and implement a school-level TSI plan to improve student outcomes for each subgroup of students that was the subject of identification (Stakeholder Involvement).

The TSI plan shall:

1. Be informed by all state indicators, including student performance against state-determined long-term goals (Goal, Identified Need, Expected Annual Measurable Outcomes, Annual Review and Update, as applicable); and
2. Include evidence-based interventions (Planned Strategies/Activities, Annual Review and Update, as applicable). (For resources related to evidence-based interventions, see the U.S. Department of Education's "Using Evidence to Strengthen Education Investments" <https://www2.ed.gov/policy/elsec/leg/essa/guidanceuseseseinvestment.pdf>.)

Authority Cited: Sections 1003(e)(1)(B), 1003(i), 1111(c)(4)(B) and 1111(d)(2) of the ESSA.

Additional Targeted Support and Improvement

A school identified for ATSI shall:

1. Identify resource inequities, which may include a review of LEA- and school-level budgeting, which will be addressed through implementation of its TSI plan (Goal, Identified Need, Expected Annual Measurable Outcomes, Planned Strategies/Activities, and Annual Review and Update, as applicable).

Authority Cited: Sections 1003(e)(1)(B), 1003(i), 1111(c)(4)(B), and 1111(d)(2)(c) of the ESSA.

Single School Districts and Charter Schools Identified for School Improvement

Single school districts (SSDs) or charter schools that are identified for CSI, TSI, or ATSI, shall develop a SPSA that addresses the applicable requirements above as a condition of receiving funds (EC Section 64001[a] as amended by Assembly Bill [AB] 716, effective January 1, 2019).

However, a SSD or a charter school may streamline the process by combining state and federal requirements into one document which may include the local control and accountability plan (LCAP) and all federal planning requirements, provided that the combined plan is able to demonstrate that the legal requirements for each of the plans is met (EC Section 52062[a] as amended by AB 716, effective January 1, 2019).

Planning requirements for single school districts and charter schools choosing to exercise this option are available in the LCAP Instructions.

Authority Cited: EC sections 52062(a) and 64001(a), both as amended by AB 716, effective January 1, 2019.

Appendix C: Select State and Federal Programs

For a list of active programs, please see the following links:

Programs included on the Consolidated Application: <https://www.cde.ca.gov/fg/aa/co/>

ESSA Title I, Part A: School Improvement: <https://www.cde.ca.gov/sp/sw/t1/schoolsupport.asp>

Available Funding: <https://www.cde.ca.gov/fg/fo/af/>

Developed by the California Department of Education, January 2019